

DONN® DP Bandraster

Exposed Bandraster system – System I

Key features

- Suitable for exposed and semi-concealed installations
- Parallel and two-way installations possible (Tartan layout)
- Optional punches in the Bandraster profiles enable quick and easy connection with DONN® Cross Tees
- Enables easy installation of lightweight, removable partitions

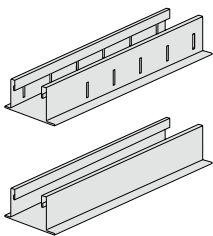
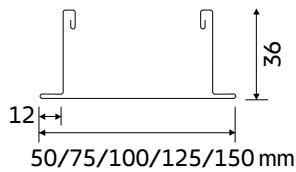
Application areas

- Open plan offices / Individual offices

Physical data

- Material: galvanised steel
- Surface finish: baked polyester paint
- Colour: all products standard in DONN® White

DONN® DP Bandraster Profile



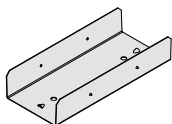
Item reference	Dimensions (mm)			Slot centres	Content/carton		Weight/carton kg	Cartons/pallet
	Length	Width	Height		pcs	lm		
DP 50 unslotted								
DP50-360W	3600	50	36	-	8	28.80	24.00	28
DP50-420W	4200	50	36	-	4	16.80	14.00	56
DP 75 unslotted								
DP75-360W	3600	75	36	-	8	28.80	27.70	20
DP75-420W	4200	75	36	-	4	16.80	16.20	40
DP 100 unslotted								
DP100-360W	3600	100	36	-	8	28.80	31.40	16
DP100-420W	4200	100	36	-	4	16.80	18.30	32
DP100-600W	6000	100	36	-	4	24.00	26.10	32
DP 100 slotted								
DP100-360PW	3600	100	36	300	8	28.80	31.40	16
DP100-375PW	3750	100	36	312.5	8	30.00	32.60	16
DP 125 unslotted								
DP125-360W	3600	125	36	-	8	28.80	38.30	12
DP125-420W	4200	125	36	-	4	16.80	22.30	24
DP125-600W	6000	125	36	-	4	24.00	31.90	24
DP 150 unslotted								
DP150-360W	3600	150	36	-	4	14.40	21.20	20
DP150-420W	4200	150	36	-	4	16.80	24.70	20
DP150-600W	6000	150	36	-	4	24.00	35.30	20

Special colours on request.

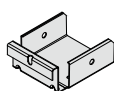
DONN® DP Bandraster

Accessories

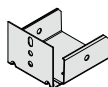
1



2



3



4



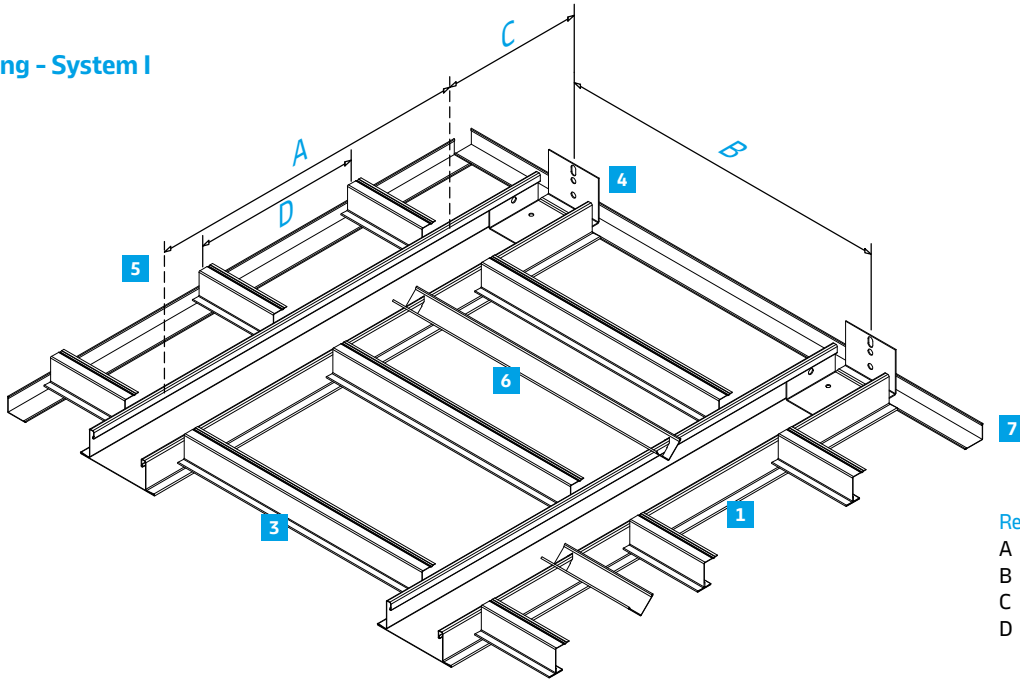
5



No.	Item reference	Dimensions Length (mm)	Content/ carton (pcs)	Weight/ carton (kg)	Description
DP 50					
1	P11 DP50	-	100	8.00	BR Splice for BR-DP50
2	P811 DP50	-	100	5.80	BR Cross Connector for BR-DP50
3	P311 DP50	-	100	5.80	BR Wall Connector for BR-DP50
4	P12 DP50	200	100	5.80	Nonius Bottom for BR-DP50
5	SR12 DP50	-	50	1.20	Strip/Rod connector for BR-DP50
DP 75					
1	P21 DP75	-	100	8.30	BR Splice for BR-DP75
2	P812 DP75	-	100	8.10	BR Cross Connector for BR-DP75
3	P312 DP75	-	100	8.10	BR Wall Connector for BR-DP75
4	P14 DP75	150	100	8.10	Nonius Bottom for BR-DP75
5	SR14 DP75	-	50	1.50	Strip/Rod connector for BR-DP75
DP 100					
1	P31 DP100	-	100	14.00	BR Splice for BR-DP100
2	P813 DP100	-	100	11.00	BR Cross Connector for BR-DP100
3	P313 DP100	-	100	11.00	BR Wall Connector for BR-DP100
4	P18 DP100	150	100	11.00	Nonius Bottom for BR-DP100
5	SR18 DP100	-	50	1.80	Strip/Rod connector for BR-DP100
DP 125					
1	P41 DP125	-	100	17.00	BR Splice for BR-DP125
2	P814 DP125	-	100	12.50	BR Cross Connector for BR-DP125
3	P314 DP125	-	100	12.50	BR Wall Connector for BR-DP125
4	P22 DP125	150	100	12.50	Nonius Bottom for BR-DP125
DP 150					
1	P51 DP150	-	100	19.50	BR Splice for BR-DP150
2	P851 DP150	-	100	7.50	BR Cross Connector for BR-DP150
3	P315 DP150	-	100	7.50	BR Wall Connector for BR-DP150
4	P24 DP150	150	100	15.00	Nonius Bottom for BR-DP150

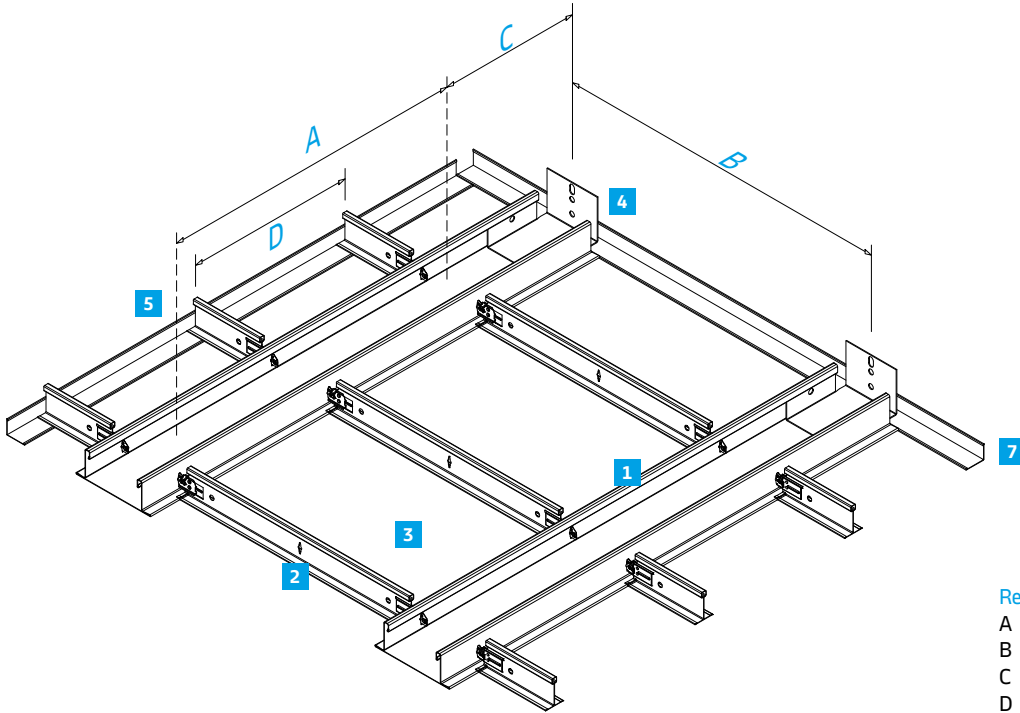
System Drawing - System I

System I2



Ref.	Distance (mm)
A	max. 1200
B	max. 2500
C	max. 600
D	300

System I3












Ref.	Distance (mm)
A	max. 1200
B	max. 2500
C	max. 600
D	300

Material required for DP100 grid structure (per m² ceiling area)¹

No.	Description	Item reference	Module 1800 x 300
1	Main Runner	DP100-60	0.56 m
2	Cross Tee	DX24	3.18 m
3	Z-Profile	DCZ30 1800	3.18 m
4	Wall connector	P313	ca. 0.18 pieces
5	Hanger	P18	0.70 pieces
6	Spacer bar	DMK	0.53 m
7	Perimeter trim	-	Dependent on the room dimensions (approx. 0.6 lm/m ²)

¹ All figures are approximate without allowing for waste..

Characteristics	Detailed information	
Fire reaction 	Euroclass A1 as per EN 13501-1	
Indoor air quality 	 A+	 ISO 3
Cleanability		
Sustainability	 25%	 

All measurements in millimetres. All sizes are nominal.

Products may vary from country to country. Please contact your local sales representative.
 For further information and legal notice, please visit our website.