

Exposed 24 mm grid system - System C

Key features

- DX3 with three rib design for more stability, increased security, faster installation
- Patented golden "Quick-Release™ Clip" for high quality grid system installation
- Clear audible click-connection, and can be removed without tools
- Butt cut Cross Tee system preferred for square edge, lay-in ceiling tiles

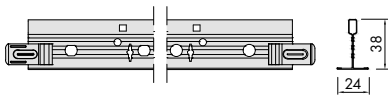
Application areas

- Healthcare / Classrooms / Meeting rooms / Individual offices

Physical data

- Material: galvanised steel
- Surface finish: baked polyester paint
- Colour: all products standard in DONN® White
- Other standard colours available on popular items

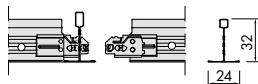
■ DONN® DX3-24 | Main Runners (bulb-to-bulb connection)



Item reference	Dimensions (mm)				Content/carton		Weight/carton kg	Cartons/pallet
	Length	Width	Height	Slot centres	pcs	lm		
DX3-24TH375W	3750	24	38	156.25	20	75.00	23.00	70
DX3-24TH370W	3700	24	38	100	20	74.00	22.00	70

Available in Matt Black (LM), Metal 06 D and RAL 9010 for an additional charge. Special colours on request.

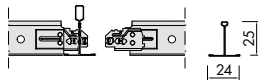
■ DONN® DX3-24 | Cross Tees (stab system - butt cut SG)



Cross Tees - Slotted

Item reference	Length	Width	Height	Slot centres	Content	Weight	Cartons
DX3B-24TM125W	1250	24	32	312.5	60	75.00	19.90
DX3B-24TM120W	1200	24	32	300	60	72.00	18.60
DXB24TS62,5W	625	24	25	312.5	60	37.50	7.70
DXB24TS60W	600	24	25	300	60	36.00	7.60

Available in Matt Black (LM), Metal 06 D and RAL 9010 for an additional charge. Special colours on request.



Section Drawings

■ DONN® DX3-24 | Main Runners (bulb-to-bulb connection)

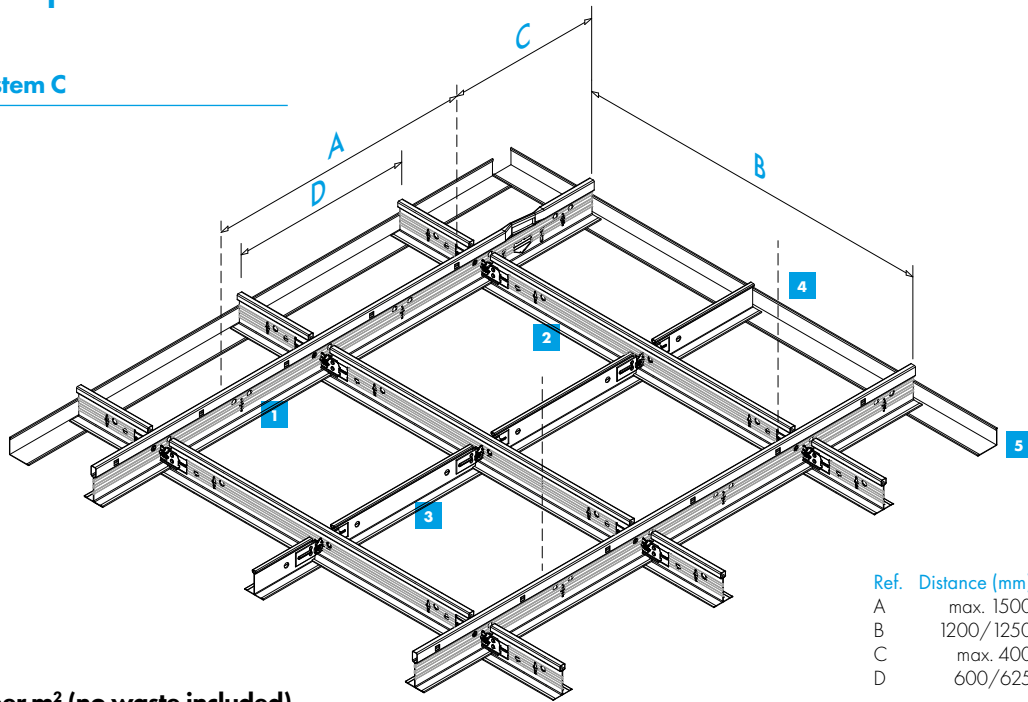
Length	78.125	156.25	21 x 156.25	156.25	78.125
3750					
3700	50	100	34 x 100	100	50

■ DONN® DX3-24 | Cross Tees (stab system - butt cut SG)

Length	312.5	2 x 312.5	312.5
1250			
1200	300	2 x 300	300

Length	312.5	312.5
625		
600	300	300

System Drawing - System C



Ref.	Distance (mm)
A	max. 1500
B	1200/1250
C	max. 400
D	600/625

Material required per m² (no waste included)

No.	Description	Item reference	Module 600 x 600	Module 625 x 625	Module 1200 x 600	Module 1250 x 625
1	Main Runner	DX3-24TH370W DX3-24TH375W	0.84 lm	- 0.80 lm	0.84 lm	- 0.80 lm
2	Long Cross Tee	DX3B-24TM120W DX3B-24TM125W	1.67 lm	- 1.60 lm	1.67 lm	- 1.60 lm
3	Short Cross Tee	DXB24TS60W DXB24TS62,5W	0.84 lm	- 0.80 lm	-	-
4	Hanger	-	0.70 pcs	0.64 pcs	0.70 pcs	0.64 pcs
	Retaining Clip	-	5.56 pcs	5.56 pcs	5.56 pcs	5.56 pcs
	Tiles	-	2.78 pcs	2.56 pcs	1.39 pcs	1.28 pcs
5	Perimeter Trim		Dependent on room dimensions (approx. 0.6 lm/m ²)			

Load Table | Maximum permissible weight (kg/m²)

Main Runner distances Hanger distance A (mm)	1200 mm	1250 mm	600 mm	625 mm
	Module 600x600, 1200x600	Module 625x625, 1250x625	Module 600x600, 1200x600	Module 625x625, 1250x625
800	13.9	12.0	25.0	25.0
1000	11.6	10.3	25.0	25.0
1200	8.4	7.6	18.8	17.7
1500	4.8	4.5	10.2	9.7

Note:
The load per m² must be evenly distributed (no extra point loads).
After loading, the deflection will remain within the permitted deflection according to class 1 (L/500) of EN 13964, provided the grid is laid out as shown.

For other grid layouts, load capacities or hanger distances, please contact Knauf Ceiling Solutions.

Fire reaction	Euroclass A2, s1-d0 as per EN 13501-1	RUS KMO (NG) / KM1 (G1, V1, D1, T1) as per 123-FZ
Indoor air quality	A+ ISO 3	
Cleanability		
Sustainability	25%	
Design options		

All measurements in millimetres. All sizes are nominal.
Cross Tee alignment is achieved by locating the tees to the left-hand side of the adjoining section.

Products may vary from country to country. Please contact your local sales representative.
For further information and legal notice, please visit our website.
knaufceiling.com