

## AMF VENTATEC® Performance T24 - High GK

Exposed 24 mm grid system - System C

### Key features

- The combination of stitching and ribbing delivers excellent stability and torsional strength
- High loading capacity due to 38 mm high Main Runners and Cross Tees
- The riveted stainless steel Click-connector audibly clicks in place and can be easily removed when required
- Joggled Cross Tees override the Main Runners; preventing twisting of the Cross Tees

### Application areas

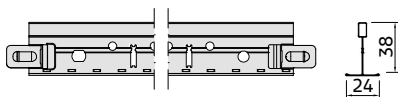
- Healthcare / Classrooms / Meeting rooms / Individual offices

### Physical data

- Material: galvanised steel
- Surface finish: baked polyester paint
- Colour: AMF VENTATEC® White; Matt Black (LM) on request

### AMF VENTATEC® Performance T24 - High

Universal Main Runners (bulb-to-bulb connection)

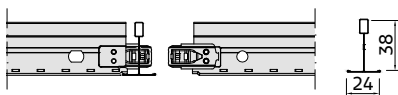


Item reference	Dimensions (mm)			Slot centres	Content/carton		Weight/carton kg	Cartons/pallet
	Length	Width	Height		pcs	lm		
VEN24TH375W	3750	24	38	156.25	20	75.00	24.00	36
VEN24TH360W	3600	24	38	150	20	72.00	23.00	36

Special Colours on request

### AMF VENTATEC® Performance T24 - High

Cross Tees (click - joggled GK)



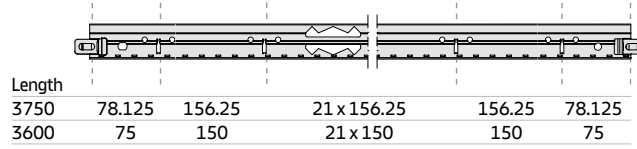
Item reference	Dimensions (mm)			Slot centres	Content/carton		Weight/carton kg	Cartons/pallet
	Length	Width	Height		pcs	lm		
<b>Cross Tees - Slotted</b>								
VEN24TH125GKW	1250	24	38	312.5	60	75.00	23.40	60
VEN24TH120GKW	1200	24	38	300	60	72.00	22.22	60
VEN24TM62,5GKW	625	24	33	312.5	60	37.50	10.80	100
VEN24TM60GKW	600	24	33	300	60	36.00	10.20	100
<b>Cross Tees - Unslotted</b>								
VEN24TM31,25GKW	312.5	24	33	-	120	37.50	10.80	100
VEN24TM30GKW	300	24	33	-	120	36.00	10.20	100

Special Colours on request

**Section Drawings**

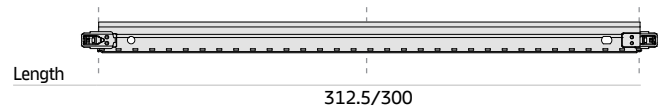
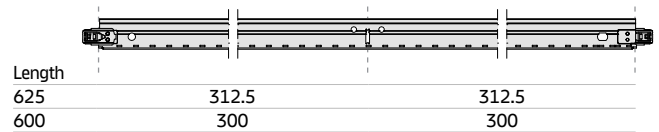
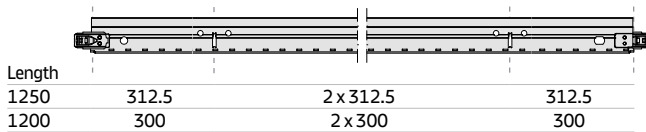
**AMF VENTATEC® Performance T24 - High**

**Universal Main Runners** (bulb-to-bulb connection)

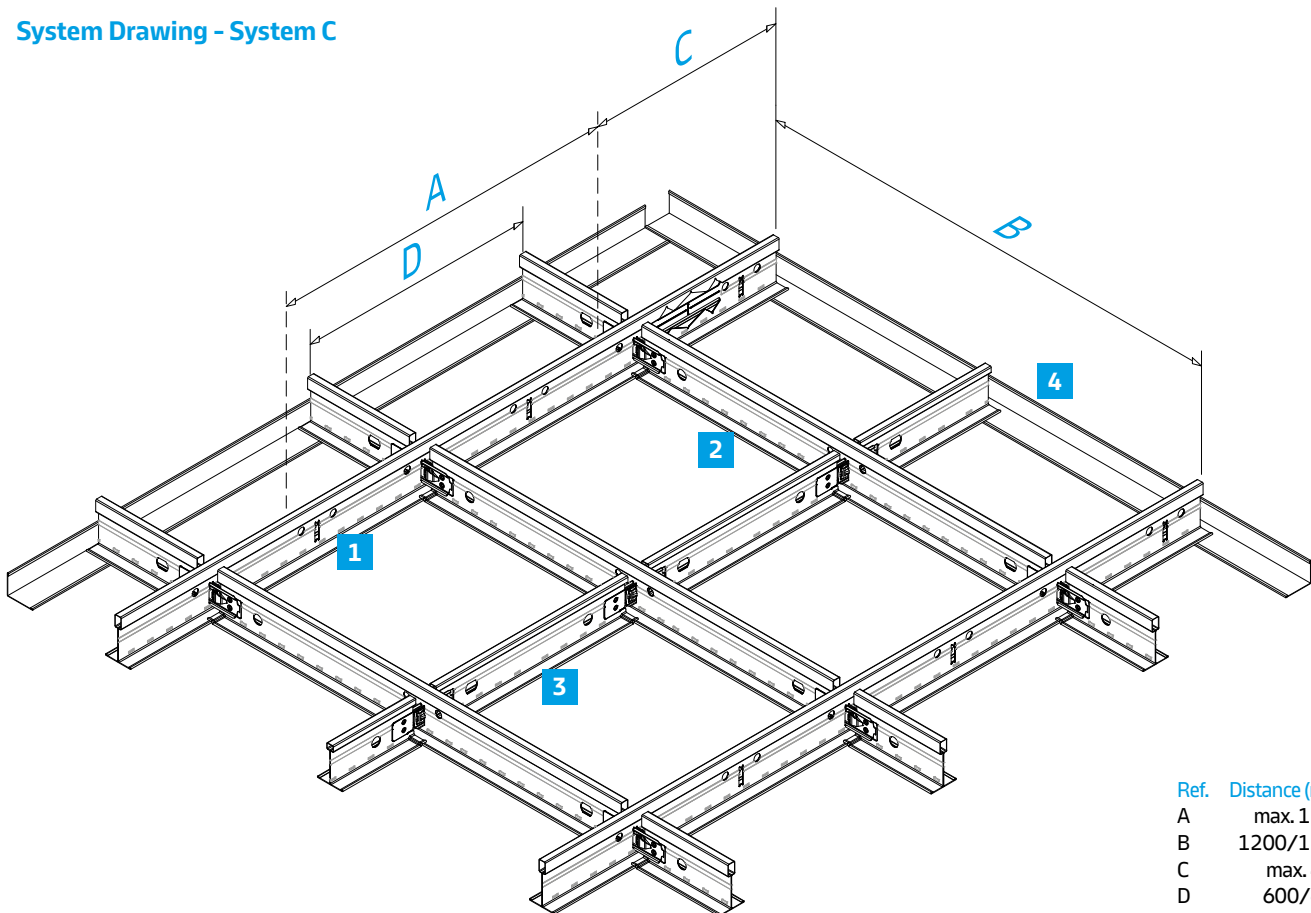


**AMF VENTATEC® Performance T24 - High**

**Cross Tees** (click - joggled GK)



**System Drawing - System C**



Ref.	Distance (mm)
A	max. 1500
B	1200/1250
C	max. 400
D	600/625

**Material required per m<sup>2</sup>** (no waste included)



No.	Description	Item reference	Module 600 x 600	Module 625 x 625	Module 1200 x 600	Module 1250 x 625
1	Main Runner	VEN24TH360W VEN24TH375W	0.84 lm -	- 0.80 lm	0.84 lm -	- 0.80 lm
2	Long Cross Tee	VEN24TH120GKW VEN24TH125GKW	1.67 lm -	- 1.60 lm	1.67 lm -	- 1.60 lm
3	Short Cross Tee	VEN24TM60GKW VEN24TM62,5GKW	0.84 lm	0.84 lm	0.84 lm	
4	Perimeter trim	-	Dependent on room dimensions (approx. 0.6 lm/m <sup>2</sup> )			
	Hanger	-	0.70 pcs	0.64 pcs	0.70 pcs	0.64 pcs
	Retaining Clip	-	5.56 pcs	5.56 pcs	5.56 pcs	5.56 pcs
	Tiles	-	2.78 pcs	2.56 pcs	1.39 pcs	1.28 pcs

**Load Table**











**Maximum permissible weight (kg/m<sup>2</sup>)**

Main Runner distances	1200 mm	1250 mm	600 mm	625 mm
Hanger distance A (mm)	Module 600x600, 1200x600	Module 625x625, 1250x625	Module 600x600, 1200x600	Module 625x625, 1250x625
800	14.0	12.0	25.0	25.0
1000	11.8	10.2	25.0	24.2
1200	9.5	8.4	17.5	16.6
1500	5.8	5.2	9.6	9.2

**Note:**  
The load per m<sup>2</sup> must be evenly distributed (no extra point loads). After loading, the deflection will remain within the permitted deflection according to class 1 (L/500) of EN 13964, provided the grid is laid out as shown.

For other grid layouts, load capacities or hanger distances, please contact Knauf Ceiling Solutions.

Characteristics	Detailed information	
<b>Fire reaction</b> 	Euroclass <b>A1</b> as per EN 13501-1	
<b>Indoor air quality</b> 	 A+	 ISO 3
<b>Cleanability</b>		 
<b>Sustainability</b>	 25%	 

All measurements in millimetres. All sizes are nominal. Cross Tee alignment is achieved by locating the tees to the left-hand side of the adjoining section.

Products may vary from country to country. Please contact your local sales representative. For further information and legal notice, please visit our website.