



Wall Systems

## HERADESIGN® Wallcoustic Element

(HERADESIGN® Wall Absorber)

Individual










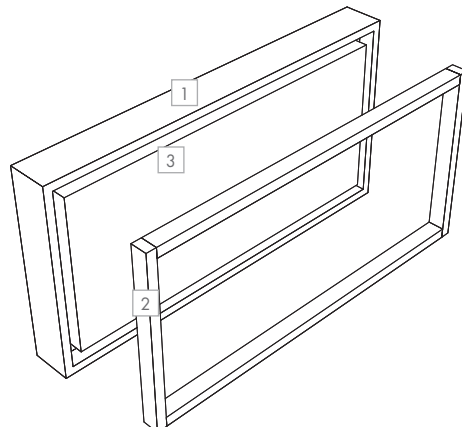
- The HERADESIGN® Wallcoustic Element is a magnesite bonded wood wool acoustic wall panel bonded to a 50mm or 100mm acoustic lining
- Available in four different sizes with a HERADESIGN® Superfine surface
- Delivered as a kit making it quick and easy to install





Wall Systems  
**HERADESIGN® Wallcoustic Element**  
 Individual

| <b>Surface</b>  | HERADESIGN® Superfine   |   |  |                                      |   |      |   |      |      |  |   |                   |                                |  |                                      |  |  |  |  |  |      |         |                  |  |  |  |  |  |  |  |  |  |     |     |     |      |      |      |   |    |     |    |      |      |      |      |      |      |  |    |    |    |      |      |      |      |      |      |  |    |     |    |      |      |      |      |      |      |                                       |    |    |    |      |      |      |      |      |      |
|---|---|---|--|--------------------------------------|---|------|---|------|------|--|---|-------------------|--------------------------------|--|--------------------------------------|--|--|--|--|--|------|---------|------------------|--|--|--|--|--|--|--|--|--|-----|-----|-----|------|------|------|---|----|-----|----|------|------|------|------|------|------|--|----|----|----|------|------|------|------|------|------|--|----|-----|----|------|------|------|------|------|------|---------------------------------------|----|----|----|------|------|------|------|------|------|
|  |   |   |  |                                      |   |      |   |      |      |  |   |                   |                                |  |                                      |  |  |  |  |  |      |         |                  |  |  |  |  |  |  |  |  |  |     |     |     |      |      |      |   |    |     |    |      |      |      |      |      |      |  |    |    |    |      |      |      |      |      |      |  |    |     |    |      |      |      |      |      |      |                                       |    |    |    |      |      |      |      |      |      |
| <b>Panel Thickness (mm)</b>   | 25  |   |  |                                      |   |      |   |      |      |  |   |                   |                                |  |                                      |  |  |  |  |  |      |         |                  |  |  |  |  |  |  |  |  |  |     |     |     |      |      |      |   |    |     |    |      |      |      |      |      |      |  |    |    |    |      |      |      |      |      |      |  |    |     |    |      |      |      |      |      |      |                                       |    |    |    |      |      |      |      |      |      |
| <b>Dimensions (mm)</b>  | 1200 x 600 x 125 (L x W x H):<br>1200 x 600 x 75 (L x W x H):   |   | Mineral wool lining [mm]<br>100mm<br>50mm  |                                      | 600 x 600 x 125 (L x W x H):<br>600 x 600 x 75 (L x W x H): |      | Mineral wool lining [mm]<br>100mm<br>50mm |      |      |  |   |                   |                                |  |                                      |  |  |  |  |  |      |         |                  |  |  |  |  |  |  |  |  |  |     |     |     |      |      |      |   |    |     |    |      |      |      |      |      |      |  |    |    |    |      |      |      |      |      |      |  |    |     |    |      |      |      |      |      |      |                                       |    |    |    |      |      |      |      |      |      |
| <b>System</b>   | The wall absorber is delivered in one piece, ready for installation, and can be quickly mounted onto a supporting vertical substrate in any position using the included wooden frame.   |   |  |                                      |   |      |   |      |      |  |   |                   |                                |  |                                      |  |  |  |  |  |      |         |                  |  |  |  |  |  |  |  |  |  |     |     |     |      |      |      |   |    |     |    |      |      |      |      |      |      |  |    |    |    |      |      |      |      |      |      |  |    |     |    |      |      |      |      |      |      |                                       |    |    |    |      |      |      |      |      |      |
| <b>Weight</b>   | 1200 x 600 x 125: 18.3 kg/pc<br>1200 x 600 x 75: 15.9 kg/pc   |   |  |                                      | 600 x 600 x 125: 10.5 kg/pc<br>600 x 600 x 75: 8.4 kg/pc    |      |   |      |      |  |   |                   |                                |  |                                      |  |  |  |  |  |      |         |                  |  |  |  |  |  |  |  |  |  |     |     |     |      |      |      |   |    |     |    |      |      |      |      |      |      |  |    |    |    |      |      |      |      |      |      |  |    |     |    |      |      |      |      |      |      |                                       |    |    |    |      |      |      |      |      |      |
| <b>Colours</b>  | <b>Standard colours</b>   |   |  |                                      | <b>VD Vario Design colours</b>                              |      |   |      |      |  |   |                   |                                |  |                                      |  |  |  |  |  |      |         |                  |  |  |  |  |  |  |  |  |  |     |     |     |      |      |      |   |    |     |    |      |      |      |      |      |      |  |    |    |    |      |      |      |      |      |      |  |    |     |    |      |      |      |      |      |      |                                       |    |    |    |      |      |      |      |      |      |
|   | <br>White<br>Similar to RAL 9010   | <br>Beige<br>Natural tone 13 | <br>Granite Steel Green Marble Copper Oak Brass Sandstone Concrete<br>• Other colours from popular RAL and NCS colour systems are available.<br>• Deviations in colour and visual appearance may occur due to the rough fibre and panel surface. |                                      |   |      |   |      |      |  |   |                   |                                |  |                                      |  |  |  |  |  |      |         |                  |  |  |  |  |  |  |  |  |  |     |     |     |      |      |      |   |    |     |    |      |      |      |      |      |      |  |    |    |    |      |      |      |      |      |      |  |    |     |    |      |      |      |      |      |      |                                       |    |    |    |      |      |      |      |      |      |
| <b>Sound absorption</b>   | <table border="1"> <thead> <tr> <th rowspan="2">Board type + dimensions<br/>L x W x H [mm]</th> <th rowspan="2">Thickness<br/>[mm]</th> <th colspan="2">HERADESIGN®<br/>Acoustic lining</th> <th colspan="6">Equivalent absorption area Aobj [m²]</th> </tr> <tr> <th>[mm]</th> <th>[kg/m³]</th> <th colspan="6">Frequencies [Hz]</th> </tr> <tr> <th></th> <th></th> <th></th> <th></th> <th>125</th> <th>250</th> <th>500</th> <th>1000</th> <th>2000</th> <th>4000</th> </tr> </thead> <tbody> <tr> <td>HERADESIGN® Superfine: 1200 x 600 x 125</td> <td>25</td> <td>100</td> <td>50</td> <td>0.60</td> <td>1.30</td> <td>1.40</td> <td>1.20</td> <td>1.10</td> <td>1.10</td> </tr> <tr> <td>HERADESIGN® Superfine: 1200 x 600 x 75</td> <td>25</td> <td>50</td> <td>50</td> <td>0.20</td> <td>0.80</td> <td>1.10</td> <td>0.90</td> <td>1.00</td> <td>0.90</td> </tr> <tr> <td>HERADESIGN® Superfine: 600 x 600 x 125</td> <td>25</td> <td>100</td> <td>50</td> <td>0.30</td> <td>0.70</td> <td>0.80</td> <td>0.70</td> <td>0.60</td> <td>0.60</td> </tr> <tr> <td>HERADESIGN® Superfine: 600 x 600 x 75</td> <td>25</td> <td>50</td> <td>50</td> <td>0.10</td> <td>0.40</td> <td>0.60</td> <td>0.50</td> <td>0.50</td> <td>0.50</td> </tr> </tbody> </table> |   |  |                                      |   |      |   |      |      |  | Board type + dimensions<br>L x W x H [mm] | Thickness<br>[mm] | HERADESIGN®<br>Acoustic lining |  | Equivalent absorption area Aobj [m²] |  |  |  |  |  | [mm] | [kg/m³] | Frequencies [Hz] |  |  |  |  |  |  |  |  |  | 125 | 250 | 500 | 1000 | 2000 | 4000 | HERADESIGN® Superfine: 1200 x 600 x 125 | 25 | 100 | 50 | 0.60 | 1.30 | 1.40 | 1.20 | 1.10 | 1.10 | HERADESIGN® Superfine: 1200 x 600 x 75 | 25 | 50 | 50 | 0.20 | 0.80 | 1.10 | 0.90 | 1.00 | 0.90 | HERADESIGN® Superfine: 600 x 600 x 125 | 25 | 100 | 50 | 0.30 | 0.70 | 0.80 | 0.70 | 0.60 | 0.60 | HERADESIGN® Superfine: 600 x 600 x 75 | 25 | 50 | 50 | 0.10 | 0.40 | 0.60 | 0.50 | 0.50 | 0.50 |
| Board type + dimensions<br>L x W x H [mm]   | Thickness<br>[mm]   | HERADESIGN®<br>Acoustic lining  |  | Equivalent absorption area Aobj [m²] |   |      |   |      |      |  |   |                   |                                |  |                                      |  |  |  |  |  |      |         |                  |  |  |  |  |  |  |  |  |  |     |     |     |      |      |      |   |    |     |    |      |      |      |      |      |      |  |    |    |    |      |      |      |      |      |      |  |    |     |    |      |      |      |      |      |      |                                       |    |    |    |      |      |      |      |      |      |
|   |   | [mm]  | [kg/m³]  | Frequencies [Hz]                     |   |      |   |      |      |  |   |                   |                                |  |                                      |  |  |  |  |  |      |         |                  |  |  |  |  |  |  |  |  |  |     |     |     |      |      |      |   |    |     |    |      |      |      |      |      |      |  |    |    |    |      |      |      |      |      |      |  |    |     |    |      |      |      |      |      |      |                                       |    |    |    |      |      |      |      |      |      |
|   |   |   |  | 125                                  | 250   | 500  | 1000                                      | 2000 | 4000 |  |   |                   |                                |  |                                      |  |  |  |  |  |      |         |                  |  |  |  |  |  |  |  |  |  |     |     |     |      |      |      |   |    |     |    |      |      |      |      |      |      |  |    |    |    |      |      |      |      |      |      |  |    |     |    |      |      |      |      |      |      |                                       |    |    |    |      |      |      |      |      |      |
| HERADESIGN® Superfine: 1200 x 600 x 125   | 25  | 100   | 50   | 0.60                                 | 1.30  | 1.40 | 1.20                                      | 1.10 | 1.10 |  |   |                   |                                |  |                                      |  |  |  |  |  |      |         |                  |  |  |  |  |  |  |  |  |  |     |     |     |      |      |      |   |    |     |    |      |      |      |      |      |      |  |    |    |    |      |      |      |      |      |      |  |    |     |    |      |      |      |      |      |      |                                       |    |    |    |      |      |      |      |      |      |
| HERADESIGN® Superfine: 1200 x 600 x 75  | 25  | 50  | 50   | 0.20                                 | 0.80  | 1.10 | 0.90                                      | 1.00 | 0.90 |  |   |                   |                                |  |                                      |  |  |  |  |  |      |         |                  |  |  |  |  |  |  |  |  |  |     |     |     |      |      |      |   |    |     |    |      |      |      |      |      |      |  |    |    |    |      |      |      |      |      |      |  |    |     |    |      |      |      |      |      |      |                                       |    |    |    |      |      |      |      |      |      |
| HERADESIGN® Superfine: 600 x 600 x 125  | 25  | 100   | 50   | 0.30                                 | 0.70  | 0.80 | 0.70                                      | 0.60 | 0.60 |  |   |                   |                                |  |                                      |  |  |  |  |  |      |         |                  |  |  |  |  |  |  |  |  |  |     |     |     |      |      |      |   |    |     |    |      |      |      |      |      |      |  |    |    |    |      |      |      |      |      |      |  |    |     |    |      |      |      |      |      |      |                                       |    |    |    |      |      |      |      |      |      |
| HERADESIGN® Superfine: 600 x 600 x 75   | 25  | 50  | 50   | 0.10                                 | 0.40  | 0.60 | 0.50                                      | 0.50 | 0.50 |  |   |                   |                                |  |                                      |  |  |  |  |  |      |         |                  |  |  |  |  |  |  |  |  |  |     |     |     |      |      |      |   |    |     |    |      |      |      |      |      |      |  |    |    |    |      |      |      |      |      |      |  |    |     |    |      |      |      |      |      |      |                                       |    |    |    |      |      |      |      |      |      |
| <b>Fire reaction</b>  | Euroclass <b>B-s1,d0</b> according EN 13501-1   |   |  |                                      |   |      |   |      |      |  |   |                   |                                |  |                                      |  |  |  |  |  |      |         |                  |  |  |  |  |  |  |  |  |  |     |     |     |      |      |      |   |    |     |    |      |      |      |      |      |      |  |    |    |    |      |      |      |      |      |      |  |    |     |    |      |      |      |      |      |      |                                       |    |    |    |      |      |      |      |      |      |
| <b>Humidity resistance</b>  | The wall absorber is not suitable for use in indoor swimming pools or thermal baths   |   |  |                                      |   |      |   |      |      |  |   |                   |                                |  |                                      |  |  |  |  |  |      |         |                  |  |  |  |  |  |  |  |  |  |     |     |     |      |      |      |   |    |     |    |      |      |      |      |      |      |  |    |    |    |      |      |      |      |      |      |  |    |     |    |      |      |      |      |      |      |                                       |    |    |    |      |      |      |      |      |      |
| <b>Cleanability</b>   |    |   |  |                                      |   |      |   |      |      |  |   |                   |                                |  |                                      |  |  |  |  |  |      |         |                  |  |  |  |  |  |  |  |  |  |     |     |     |      |      |      |   |    |     |    |      |      |      |      |      |      |  |    |    |    |      |      |      |      |      |      |  |    |     |    |      |      |      |      |      |      |                                       |    |    |    |      |      |      |      |      |      |
| <b>Sustainability</b>   |   |   |  |                                      |   |      |   |      |      |  |   |                   |                                |  |                                      |  |  |  |  |  |      |         |                  |  |  |  |  |  |  |  |  |  |     |     |     |      |      |      |   |    |     |    |      |      |      |      |      |      |  |    |    |    |      |      |      |      |      |      |  |    |     |    |      |      |      |      |      |      |                                       |    |    |    |      |      |      |      |      |      |



- 1 HERADESIGN® Wallcoustic Element
- 2 Mounting frame
- 3 Bonded acoustic lining

[Previous page] HERADESIGN® Wallcoustic Element (HERADESIGN® Campus, Austria, ©Foto Glanznig)

Options with this icon are available from our **Vario Design** range. Some combinations of colours and/or perforations are not available for every product. Products may vary from country to country. Please contact your local sales representative. For further information and legal notice, please visit our website. [knaufceilingsolutions.com](http://knaufceilingsolutions.com)