


KNAUF

Knauf Plank



NEPD-12615-12798
Valid until 10.10.2026

Build on us.

Environmental product declaration

in accordance with ISO 14025 and EN 15804+A2

Prospective EPD - Knauf Plank / Kortplank



The Norwegian EPD Foundation

Owner of the declaration:

Knauf A/S

Product:

Prospective EPD - Knauf Plank / Kortplank

Declared unit:

1 m²

This declaration is based on Product Category Rules:

CEN Standard EN 15804:2012+A2:2019 serves as core

PCR

NPCR 010:2022 Part B for building boards

Program operator:

The Norwegian EPD Foundation

Declaration number:

NEPD-12615-12798

Registration number:

NEPD-12615-12798

Issue date:

10.10.2025

Valid to:

10.10.2026

EPD software:

LCAno EPD generator ID: 1160465

General information

Product

Prospective EPD - Knauf Plank / Kortplank

Program operator:

The Norwegian EPD Foundation
Post Box 5250 Majorstuen, 0303 Oslo, Norway
Phone: +47 977 22 020
web: www.epd-norge.no

Declaration number:

NEPD-12615-12798

This declaration is based on Product Category Rules:

CEN Standard EN 15804:2012+A2:2019 serves as core PCR
NPCR 010:2022 Part B for building boards

Statement of liability:

The owner of the declaration shall be liable for the underlying information and evidence. EPD Norway shall not be liable with respect to manufacturer information, life cycle assessment data and evidences.

Declared unit:

1 m² Prospective EPD - Knauf Plank / Kortplank

Declared unit with option:

A1-A3, A4, A5, C1, C2, C3, C4, D

Functional unit:

1 m² of installed Knauf Plank / Kortplank with a thickness of 12,5 mm and area density of 8,3 kg/m²

General information on verification of EPD from EPD tools:

Independent verification of data, other environmental information and the declaration according to ISO 14025:2010, § 8.1.3 and § 8.1.4. Verification of each EPD is made according to EPD-Norway's guidelines for verification and approval requiring that tools are i) integrated into the company's environmental management system, ii) the procedures for use of the EPD tool are approved by EPD-Norway, and iii) the process is reviewed annually by an independent third party verifier. See Appendix G of EPD-Norway's General Programme Instructions for further information on EPD tools

Verification of EPD tool:

Independent third party verification of the EPD tool, background data and test-EPD in accordance with EPDNorway's procedures and guidelines for verification and approval of EPD tools.

Third party verifier:

Elisabet Amat, GREENIZE projects

(no signature required)

Owner of the declaration:

Knauf A/S
Contact person: Line Nielsen
Phone: 9657 3000
e-mail: Kundeservice-dk@knauf.com

Manufacturer:

Knauf A/S

Place of production:

Knauf A/S
Kløvermarksvej 6
9500 Hobro, Denmark

Management system:

ISO 14001, 45001 and 9001. Certificate no. 05994-2003-AE-DEN-DANAK; 05995-2003-AHSO-DEN-DANAK; 05165-2000-AQ-DEN-DANAK

Organisation no:

DK54050313

Issue date:

10.10.2025

Valid to:

10.10.2026

Year of study:

2025

Comparability:

EPD of construction products may not be comparable if they not comply with EN 15804 and seen in a building context.

Development and verification of EPD:

The declaration is created using EPD tool lca.tools ver EPD2022.03, developed by LCA.no. The EPD tool is integrated in the company's management system, and has been approved by EPD Norway.
NEPDT96 Knauf

Developer of EPD: Line Nielsen

Reviewer of company-specific input data and EPD: Malene Menne

Approved:

Håkon Hauan, CEO EPD-Norge

Product

Product description:

The Knauf Plank / Kortplank is a glass fibre reinforced gypsum plasterboard used for indoor ceilings with visible joints. Knauf Plank / Kortplank is produced in various widths and lengths, but with the same thickness. Therefore there are no variations of the product per square meter.

Knauf Plank / Kortplank is manufactured using 100% renewable electricity and biomethane from guarantees of origin (GOs).

Product specification

The main product components and packaging are shown in the tables below. The product contains no substances given by the REACH Candidate list.

Materials	Value	Unit
Cardboard - recycled	4	%
Gypsum stucco	59	%
Gypsum stucco - recycled	25	%
Water	10	%
Additives and chemicals	1	%
Glass fibre - recycled	0,2	%
Packaging - plastic	3	%
Packaging - gypsum joists	97	%

Technical data:

Knauf Plank / Kortplank is produced according to EN 520 and classified as type A.

Reaction to fire: A2-s1,d0.

A full overview of technical specifications can be found on www.knauf.com.

Market:

Knauf Plank / Kortplank is manufactured and sold in Denmark. It can also be distributed to other countries.

Reference service life, product

The reference service life is defined as 60 years according to NPCR 010 Part B for building boards

Reference service life, building or construction works

The reference service life is defined as 60 years according to NPCR 010 Part B for building boards

LCA: Calculation rules

Declared unit:

1 m2 Prospective EPD - Knauf Plank / Kortplank

Cut-off criteria:

All major raw materials and all the essential energy is included. The production processes for raw materials and energy flows with very small amounts (less than 1%) are not included when specific information are missing. These cut-off criteria do not apply for hazardous materials and substances.

Allocation:

The allocation is made in accordance with the provisions of EN 15804. Incoming energy and water and waste production in-house is allocated equally among all products through mass allocation. Effects of primary production of recycled materials is allocated to the main product in which the material was used. The recycling process and transportation of the material is allocated to this analysis.

Data quality:

Specific data for the product composition are provided by the manufacturer. The data represent the production of the declared product and were collected for EPD development in the year of study. Background data is based on EPDs according to EN 15804 and different LCA databases. The data quality of the raw materials in A1 is presented in the table below.

Data is collected from Knauf production site in Hobro, Denmark.

The EPD is based on 6 months of production data from January to July 2025 for energy use and raw material input. A conservative approach has been taken. The EPD will be updated when one year of data is available.

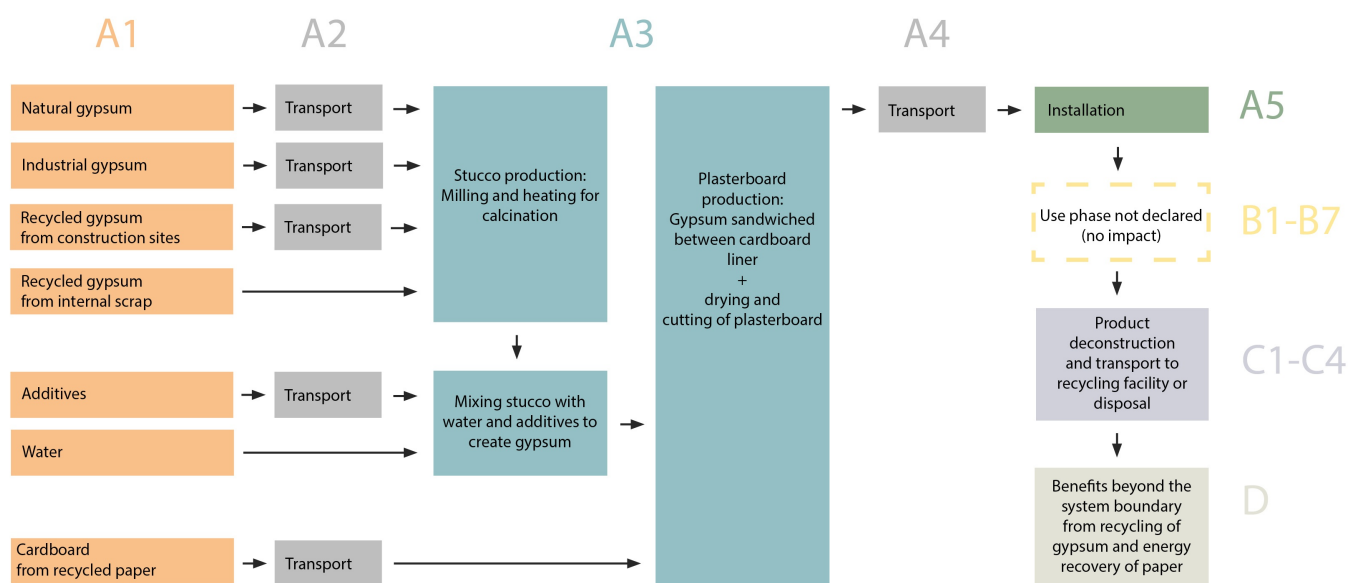
Materials	Source	Data quality	Year
Additives	ecoinvent 3.10.1	Database	2023
Additives	ecoinvent 3.6	Database	2019
Additives	EPD-EFC-20210195-IBG1-EN	EPD	2021
Binders and Resins	Modified ecoinvent 3.6	Database	2019
Chemical	ecoinvent 3.10.1	Database	2023
Chemical	ecoinvent 3.11	Database	2024
Emissions and waste streams	LCA.no	Database	2024
Gypsum	ecoinvent 3.10.1	Database	2023
Gypsum	LCA.no	Database	2024
Gypsum	Supplier	Specific	2019
Others	LCA.no	Database	2024
Packaging - Plastic	ecoinvent 3.6	Database	2019
Recycled cardboard	S-P-08304	EPD	2021
Recycled gypsum	LCA.no	Database	2024
Water	ecoinvent 3.6	Database	2019

System boundaries (X=included, MND=module not declared, MNR=module not relevant)

Product stage			Construction installation stage		Use stage								End of life stage				Beyond the system boundaries
Raw materials	Transport	Manufacturing	Transport	Assembly	Use	Maintenance	Repair	Replacement	Refurbishment	Operational energy use	Operational water use	De-construction demolition	Transport	Waste processing	Disposal	Reuse-Recovery-Recycling-potential	
A1	A2	A3	A4	A5	B1	B2	B3	B4	B5	B6	B7	C1	C2	C3	C4	D	
X	X	X	X	X	MND	MND	MND	MND	MND	MND	MND	X	X	X	X	X	

System boundary:

The EPD is based on an LCA including cradle-to-gate with options A1-A3, A4, A5, C1, C2, C3, C4, D. Flow chart for life cycle with system boundaries are shown in the figure below. Use phase B1-B7 is not declared, since the product has a reference service life of 60 years with no assumed requirements for maintenance, repair, replacement, or refurbishment throughout this period. Modul D is also declared outside the life cycle with material and energy substitution from net recovery and is further explained in the scenarios.



Additional technical information:

The gypsum stucco is a mix of natural gypsum mined in Spain (53%), external post-consumer recycled gypsum from construction sites (37%), internal recycled gypsum from production (9%) and industrial gypsum/Flue Gas Desulphurization (FGD) material from coal based power plants in northern Europe (1%).

LCA: Scenarios and additional technical information

The following information describe the scenarios in the different modules of the EPD.

Transport from production place to user (A4)

The transport from manufacturing site in Hobro to the construction site is calculated based on a 100km scenario.

Assembly (A5)

Material loss from installation calculated at 5%.

Use stage (B1-B7)

Not declared. The product has a reference service life of 60 years with no assumed requirements for maintenance, repair, replacement, or refurbishment throughout this period.

De-construction demolition (C1)

The plaster board is dismantled by hand.

Transport to waste processing (C2)

The transport of gypsum waste from construction site to recycling company is calculated based on a 200km scenario.

Waste processing and disposal (C3-C4)

Split end-of-life scenario is based on latest national statistics for gypsum waste with 99% going to recycling and 1% going to landfill (2022). The recycling process of gypsum waste includes separation of the gypsum core from the cardboard liner. The gypsum core is crushed and sent to recycling into new plasterboard production. The paper part is incinerated with energy recovery.

Benefits and loads beyond the system boundaries (D)

The gypsum part of the product is recycled as gypsum and avoids mining and production of natural gypsum. This can be done at Knauf and recycled in new plaster boards. The recovered energy from incineration of paper avoids the production of primary heat or electricity at power plants.

Transport from production place to user (A4)	Capacity utilisation (incl. return) %	Distance (km)	Fuel/Energy Consumption	Unit	Value (Liter/tonne)
Truck, Diesel, 69.2 % Capacity Utilisation, Class50, EURO 6 (km)	69,2 %	100,00	0,008	l/tkm	0,80
Assembly (A5)					
	Unit	Value			
Material loss in installation	Units	0,05			
Electricity, Denmark (kWh) - ecoinvent 3.10.1	kWh	0,000333			
Waste, Gypsum joists to recycling (kg)	kg	0,253			
Waste, packaging, plastic film (LDPE), to average treatment (kg)	kg	0,007			
De-construction demolition (C1)					
	Unit	Value			
Paper liner sent to waste treatment (kg)	kg	0,40			
Recycled gypsum, 99% sent to recycling and 1% sent to landfill (kg)	kg	2,92			
Primary gypsum, 99% sent to recycling and 1% sent to landfill (kg)	kg	4,98			
Transport to waste processing (C2)					
	Capacity utilisation (incl. return) %	Distance (km)	Fuel/Energy Consumption	Unit	Value (Liter/tonne)
Truck, Diesel, 69.2 % Capacity Utilisation, Class50, EURO 6 (km)	69,2 %	200,00	0,008	l/tkm	1,60
Waste processing (C3)					
	Unit	Value			
Sorting of waste gypsum plasterboard at sorting plant (kg)	kg	8,30			
Waste treatment per kg Paperboard, incineration with fly ash extraction - C3 (kg)	kg	0,40			
Gypsum to recycling	kg	7,82			
Disposal (C4)					
	Unit	Value			
Landfilling of ashes from incineration of Paperboard, process per kg ashes and residues - C4 (kg)	kg	0,007148			
Landfilling of gypsum	kg	0,079			
Benefits and loads beyond the system boundaries (D)					
	Unit	Value			
Substitution of electricity (MJ)	MJ	0,3272			
Substitution of thermal energy, district heating (MJ)	MJ	4,95			
Substitution of natural gypsum (kg)	kg	4,93			

LCA: Results

The LCA results are presented below for the declared unit defined on page 2 of the EPD document. The result tables are given using a market-based approach for foreground system (A3). More information about transparent reporting of electricity in the additional requirements section.

Environmental impact										
Indicator	Unit	A1-A3	A4	A5	C1	C2	C3	C4	D	
GWP-total	kg CO ₂ -eq	5.32E-02	4.61E-02	3.70E-02	0.00E+00	9.21E-02	4.86E-01	1.32E-03	-4.06E-02	
GWP-fossil	kg CO ₂ -eq	5.57E-01	4.60E-02	3.88E-02	0.00E+00	9.20E-02	1.93E-02	1.32E-03	-3.95E-02	
GWP-biogenic	kg CO ₂ -eq	-5.06E-01	4.44E-05	-1.97E-03	0.00E+00	8.88E-05	4.67E-01	4.76E-06	-7.31E-05	
GWP-luluc	kg CO ₂ -eq	2.97E-03	3.19E-05	1.55E-04	0.00E+00	6.39E-05	1.06E-05	2.92E-07	-9.93E-04	
ODP	kg CFC11 -eq	1.97E-08	8.56E-10	1.34E-09	0.00E+00	1.71E-09	2.76E-09	7.30E-11	-2.09E-03	
AP	mol H+ -eq	1.42E-02	1.49E-04	7.50E-04	0.00E+00	2.98E-04	1.78E-04	1.04E-05	-5.00E-04	
EP-FreshWater	kg P -eq	8.83E-05	5.62E-06	5.55E-06	0.00E+00	1.12E-05	5.02E-07	1.33E-06	-2.68E-06	
EP-Marine	kg N -eq	1.57E-03	3.94E-05	9.14E-05	0.00E+00	7.87E-05	7.11E-05	2.69E-06	-1.69E-04	
EP-Terrestrial	mol N -eq	1.68E-02	4.24E-04	9.72E-04	0.00E+00	8.48E-04	7.58E-04	2.93E-05	-2.13E-03	
POCP	kg NMVOC -eq	5.24E-03	2.41E-04	3.21E-04	0.00E+00	4.82E-04	1.93E-04	1.02E-05	-5.02E-04	
ADP-minerals&metals ¹	kg Sb-eq	1.30E-04	2.47E-07	6.54E-06	0.00E+00	4.93E-07	1.34E-07	4.01E-09	-3.81E-07	
ADP-fossil ¹	MJ	8.50E+00	7.53E-01	5.91E-01	0.00E+00	1.51E+00	2.85E-01	2.26E-02	-5.59E-01	
WDP ¹	m ³	3.46E+00	5.95E-03	1.22E+00	0.00E+00	1.19E-02	2.06E+01	5.19E-02	-8.04E+00	







GWP-total = Global Warming Potential total; GWP-fossil = Global Warming Potential fossil fuels; GWP-biogenic = Global Warming Potential biogenic; GWP-luluc = Global Warming Potential land use and land use change; ODP = Depletion potential of the stratospheric ozone layer; AP = Acidification potential, Accumulated Exceedance; EP-freshwater = Eutrophication potential, fraction of nutrients reaching freshwater end compartment; EP-marine = Eutrophication potential, fraction of nutrients reaching marine end compartment; EP-terrestrial = Eutrophication potential, Accumulated Exceedance; POCP = Formation potential of tropospheric ozone; ADP-minerals&metals = Abiotic depletion potential for non-fossil resources; ADP-fossil = Abiotic depletion for fossil resources potential; WDP = Water (user) deprivation potential, deprivation-weighted water consumption

"Reading example: 9,0 E-03 = 9,0*10⁻³ = 0,009"

*INA Indicator Not Assessed

1. The results of this environmental impact indicator shall be used with care as the uncertainties on these results are high or as there is limited experienced with the indicator

Remarks to environmental impacts

Additional environmental impact indicators										
Indicator	Unit	A1-A3	A4	A5	C1	C2	C3	C4	D	
 PM	Disease incidence	3.82E-08	8.56E-09	5.16E-09	0.00E+00	1.71E-08	3.51E-08	1.52E-10	-1.91E-08	
 IRP ²	kgBq U235 -eq	1.26E-02	1.35E-03	1.08E-03	0.00E+00	2.70E-03	3.39E-03	4.52E-05	-3.55E-03	
 ETP-fw ¹	CTUe	2.62E+00	1.39E-01	2.08E-01	0.00E+00	2.77E-01	9.68E-01	2.12E-02	-1.32E+01	
 HTP-c ¹	CTUh	1.65E-10	0.00E+00	1.00E-11	0.00E+00	0.00E+00	3.20E-11	0.00E+00	-4.60E-11	
 HTP-nc ¹	CTUh	5.24E-09	8.56E-10	4.84E-10	0.00E+00	1.71E-09	1.25E-09	3.90E-11	-2.28E-09	
 SQP ¹	dimensionless	5.05E+00	1.30E+00	4.83E-01	0.00E+00	2.61E+00	1.20E-01	5.83E-02	-3.25E+00	

PM = Particulate Matter emissions; IRP = Ionizing radiation – human health; ETP-fw = Eco toxicity – freshwater; HTP-c = Human toxicity – cancer effects; HTP-nc = Human toxicity – non cancer effects; SQP = Potential Soil Quality Index (dimensionless)

"Reading example: 9,0 E-03 = 9,0*10⁻³ = 0,009"

*INA Indicator Not Assessed

1. The results of this environmental impact indicator shall be used with care as the uncertainties on these results are high or as there is limited experienced with the indicator
2. This impact category deals mainly with the eventual impact of low dose ionizing radiation on human health of the nuclear fuel cycle. It does not consider effects due to possible nuclear accidents, occupational exposure nor due to radioactive waste disposal in underground facilities. Potential ionizing radiation from the soil, from radon and from some construction materials is also not measured by this indicator.

Resource use										
Indicator	Unit	A1-A3	A4	A5	C1	C2	C3	C4	D	
PERE	MJ	4.52E+00	1.90E-02	2.36E-01	0.00E+00	3.80E-02	9.83E-02	6.71E-04	-2.55E+00	
PERM	MJ	1.46E-01	0.00E+00	1.72E-03	0.00E+00	0.00E+00	-1.11E-01	0.00E+00	0.00E+00	
PERT	MJ	4.67E+00	1.90E-02	2.38E-01	0.00E+00	3.80E-02	-1.30E-02	6.71E-04	-2.55E+00	
PENRE	MJ	7.52E+00	4.93E-01	5.03E-01	0.00E+00	9.86E-01	2.85E-01	2.26E-02	-5.59E-01	
PENRM	MJ	6.01E-01	0.00E+00	-2.81E-01	0.00E+00	0.00E+00	-2.69E-01	0.00E+00	0.00E+00	
PENRT	MJ	8.12E+00	4.93E-01	2.22E-01	0.00E+00	9.86E-01	1.63E-02	2.26E-02	-5.59E-01	
SM	kg	3.81E+00	0.00E+00	1.91E-01	0.00E+00	0.00E+00	0.00E+00	0.00E+00	0.00E+00	
RSF	MJ	4.74E-01	6.87E-06	2.38E-02	0.00E+00	1.37E-05	2.03E-03	7.14E-06	-4.44E-04	
NRSF	MJ	6.20E-04	0.00E+00	1.06E-04	0.00E+00	0.00E+00	0.00E+00	1.42E-03	-1.50E-01	
FW	m ³	2.55E-02	1.73E-04	1.35E-03	0.00E+00	3.47E-04	7.94E-04	3.88E-06	-3.12E-03	

PERE = Use of renewable primary energy excluding renewable primary energy resources used as raw materials; PERM = Use of renewable primary energy resources used as raw materials; PERT = Total use of renewable primary energy resources; PENRE = Use of non renewable primary energy excluding non-renewable primary energy resources used as raw materials; PENRM = Use of non renewable primary energy resources used as raw materials; PENRT = Total use of non renewable primary energy resources; SM = Use of secondary materials; RSF = Use of renewable secondary fuels; NRSF = Use of non-renewable secondary fuels; FW = Net use of fresh water

"Reading example: 9,0 E-03 = 9,0*10⁻³ = 0,009"

*INA Indicator Not Assessed

End of life - Waste										
Indicator	Unit	A1-A3	A4	A5	C1	C2	C3	C4	D	
HWD	kg	1.94E-02	1.73E-03	1.57E-03	0.00E+00	3.47E-03	0.00E+00	5.64E-03	-3.15E-05	
NHWD	kg	6.38E-01	3.46E-02	5.97E-02	0.00E+00	6.91E-02	0.00E+00	2.87E-01	-1.02E-02	
RWD	kg	1.23E-05	3.35E-07	6.81E-07	0.00E+00	6.69E-07	0.00E+00	3.12E-08	-3.22E-06	

HWD = Hazardous waste disposed; NHWD = Non-hazardous waste disposed; RWD = Radioactive waste disposed

*Reading example: 9,0 E-03 = $9,0 \cdot 10^{-3} = 0,009$

*INA Indicator Not Assessed

End of life - Output flow										
Indicator	Unit	A1-A3	A4	A5	C1	C2	C3	C4	D	
CRU	kg	0.00E+00	0.00E+00	0.00E+00	0.00E+00	0.00E+00	0.00E+00	0.00E+00	0.00E+00	
MFR	kg	4.50E-02	0.00E+00	6.50E-01	0.00E+00	0.00E+00	7.82E+00	2.38E-07	0.00E+00	
MER	kg	0.00E+00	0.00E+00	4.35E-01	0.00E+00	0.00E+00	8.70E+00	4.57E-10	0.00E+00	
EEE	MJ	0.00E+00	0.00E+00	1.64E-02	0.00E+00	0.00E+00	3.27E-01	7.65E-06	0.00E+00	
EET	MJ	0.00E+00	0.00E+00	2.48E-01	0.00E+00	0.00E+00	4.95E+00	1.71E-05	0.00E+00	

CRU = Components for re-use; MFR = Materials for recycling; MER = Materials for energy recovery; EEE = Exported energy electrical; EET = Exported energy thermal

*Reading example: 9,0 E-03 = $9,0 \cdot 10^{-3} = 0,009$

*INA Indicator Not Assessed

Biogenic Carbon Content		
Indicator	Unit	At the factory gate
Biogenic carbon content in product	kg C	1.35E-01
Biogenic carbon content in accompanying packaging	kg C	0.00E+00

Note: 1 kg biogenic carbon is equivalent to 44/12 kg CO₂

Additional requirements

Transparent reporting of energy

The EPD presents environmental impact categories in the main results tables using a specific methodological approach for accounting energy resources. To ensure transparency and support informed interpretation, the table below explains the implications of the chosen methodology. It illustrates the GWP-total for energy resources used in the manufacturing stage, comparing the location-based and market-based approaches. In this EPD the following approach was used in main result tables: Market-based approach.

Energy source	Data source	Amount	Unit	GWP-total [kg CO ₂ -eq/unit]	SUM [kg CO ₂ -eq]
Location based approach					
Electricity, Denmark, low voltage	ecoinvent 3.10.1	0,78	kWh	0,17	0,13
Gas, Denmark, 63.6% natural gas, 36.7% biogas	Modified ecoinvent 3.10.1	3,81	kWh	0,19	0,72
Market based approach					
Electricity, Denmark, Guarantees of origin, validity 2025-2026, 50 % wind, 50% photovoltaic	ecoinvent 3.10.1	0,78	kWh	0,05	0,04
Certified biogas, Biogem A/S, Validity 2025	Modified ecoinvent 3.11	3,81	kWh	0,01	0,04
Electricity, Denmark, low voltage, residual mix	ecoinvent 3.10.1	0,00	kWh	0,63	0,00
Gas, Europe, residual mix, 100% natural gas	ecoinvent 3.10.1	0,00	kWh	0,28	0,00

Dangerous substances

The product contains no substances given by the REACH Candidate list.

Indoor environment

Knauf Plank / Kortplank is covered by the danish indoor climate labelling, certificate no 008

Additional Environmental Information






Additional environmental impact indicators required in NPCR Part A for construction products

Indicator	Unit	A1-A3	A4	A5	C1	C2	C3	C4	D
GWPIOBC	kg CO ₂ -eq	5.55E-01	4.60E-02	3.87E-02	0.00E+00	9.21E-02	1.94E-02	1.34E-03	-4.01E-02

GWPIOBC: Global warming potential calculated according to the principle of instantaneous oxidation. In order to increase the transparency of biogenic carbon contribution to climate impact, the indicator GWP-IOBC is required as it declares climate impacts calculated according to the principle of instantaneous oxidation. GWP-IOBC is also referred to as GWP-GHG in context to Swedish public procurement legislation.

Bibliography

ISO 14025:2010 Environmental labels and declarations - Type III environmental declarations - Principles and procedures.
 ISO 14044:2006 Environmental management - Life cycle assessment - Requirements and guidelines.
 EN 15804:2012+A2:2019 Environmental product declaration - Core rules for the product category of construction products.
 ISO 21930:2017 Sustainability in buildings and civil engineering works - Core rules for environmental product declarations of construction products.
 ecoinvent v3, Allocation, cut-off by classification, Swiss Centre of Life Cycle Inventories.
 Iversen et al., (2021) eEPD v2021.09 Background information for EPD generator tool system verification, LCA.no Report number: 07.21
 Vold, M. et al. (2022) EPD generator for Building boards
 Background information for EPD generator application and LCA data, LCA.no report number 05.22
 NPCR Part A: Construction products and services. Ver. 2.0. April 2021, EPD-Norge.
 NPCR 010 Part B for Building Boards. Ver. 4.0, March 2022, EPD-Norge.

 <small>Global program operator</small>	Program operator and publisher The Norwegian EPD Foundation Post Box 5250 Majorstuen, 0303 Oslo, Norway	Phone: +47 977 22 020 e-mail: post@epd-norge.no web: www.epd-norge.no
	Owner of the declaration: Knauf A/S Kløvermarksvej 6, 9500 Hobro, Denmark	Phone: 9657 3000 e-mail: Kundeservice-dk@knauf.com web: https://www.knauf.dk/
	Author of the Life Cycle Assessment LCA.no AS Dokka 6A, 1671 Kråkerøy, Norway	Phone: +47 916 50 916 e-mail: post@lca.no web: www.lca.no
	Developer of EPD generator LCA.no AS Dokka 6A, 1671 Kråkerøy, Norway	Phone: +47 916 50 916 e-mail: post@lca.no web: www.lca.no
	ECO Platform ECO Portal	web: www.eco-platform.org web: ECO Portal