



KNAUF

FREEDOM TO DESIGN

The finest in worldwide architecture with solutions by Knauf.

Build on us.

FIND YOUR PERFECT BALANCE

ACOUSTIC GYPSUM PRODUCTS THAT COMBINE
ACOUSTIC PERFORMANCE WITH AESTHETIC EXPRESSION

Creating great rooms lies in finding the balance between form and functionality. At Knauf, we understand this challenge. We've been working side-by-side with architects for decades, developing acoustic gypsum products that enable them to achieve the perfect balance between sustainable acoustics and enduring aesthetics.

Gypsum is the most flexible of acoustic materials, enabling it to be used in virtually every type of building, from concert halls to hospitals, libraries to performance spaces. As you'll see from the examples in this brochure, our range of acoustic gypsum ceiling and wall materials can help you meet the unique challenges of every project, without ever compromising acoustic comfort or aesthetic performance.

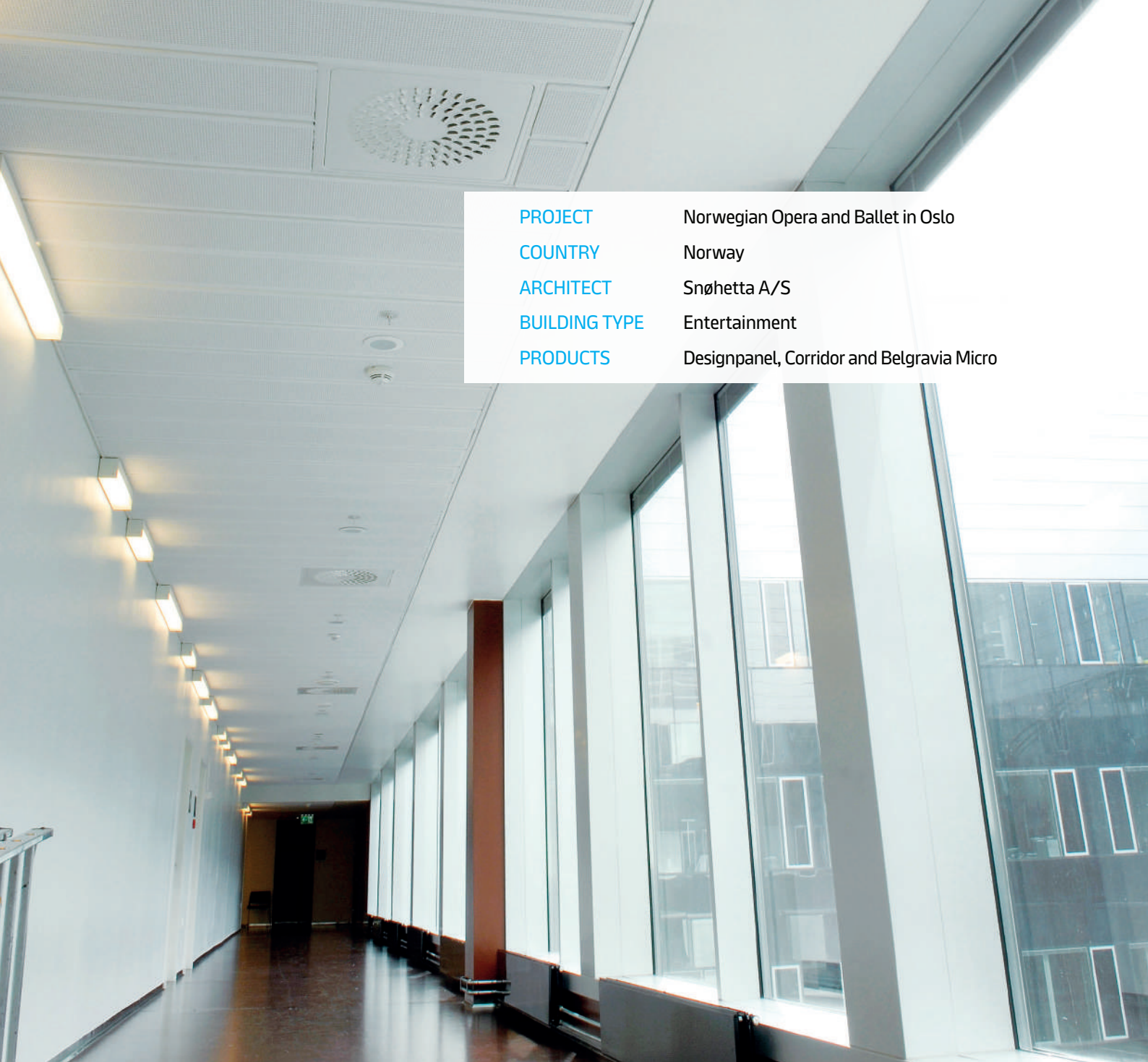
LET US ENTERTAIN YOU

ACHIEVING EXCEPTIONAL ACOUSTICS IN ENTERTAINMENT SPACES

The need for exceptional acoustics is fundamental to the success of entertainment and performance spaces. Instruments – and voices – must be clear and authentic from every direction, with sound absorption and reflection precisely engineered to ensure the optimal acoustic experience for the audience. This puts great demands on the absorbing and reflecting materials used in the room – and explains why the acoustic surfaces used in entertainment and performance spaces are often made from gypsum.

With gypsum acoustic materials, absorption and reflection is combined in the same material. Versatile and easy to use, gypsum is ideal for ensuring that curved, sharp or layered constructions provide the right acoustic effect, from maximising sound diffusion in large halls to minimising echoes in small rooms.





PROJECT

Norwegian Opera and Ballet in Oslo

COUNTRY

Norway

ARCHITECT

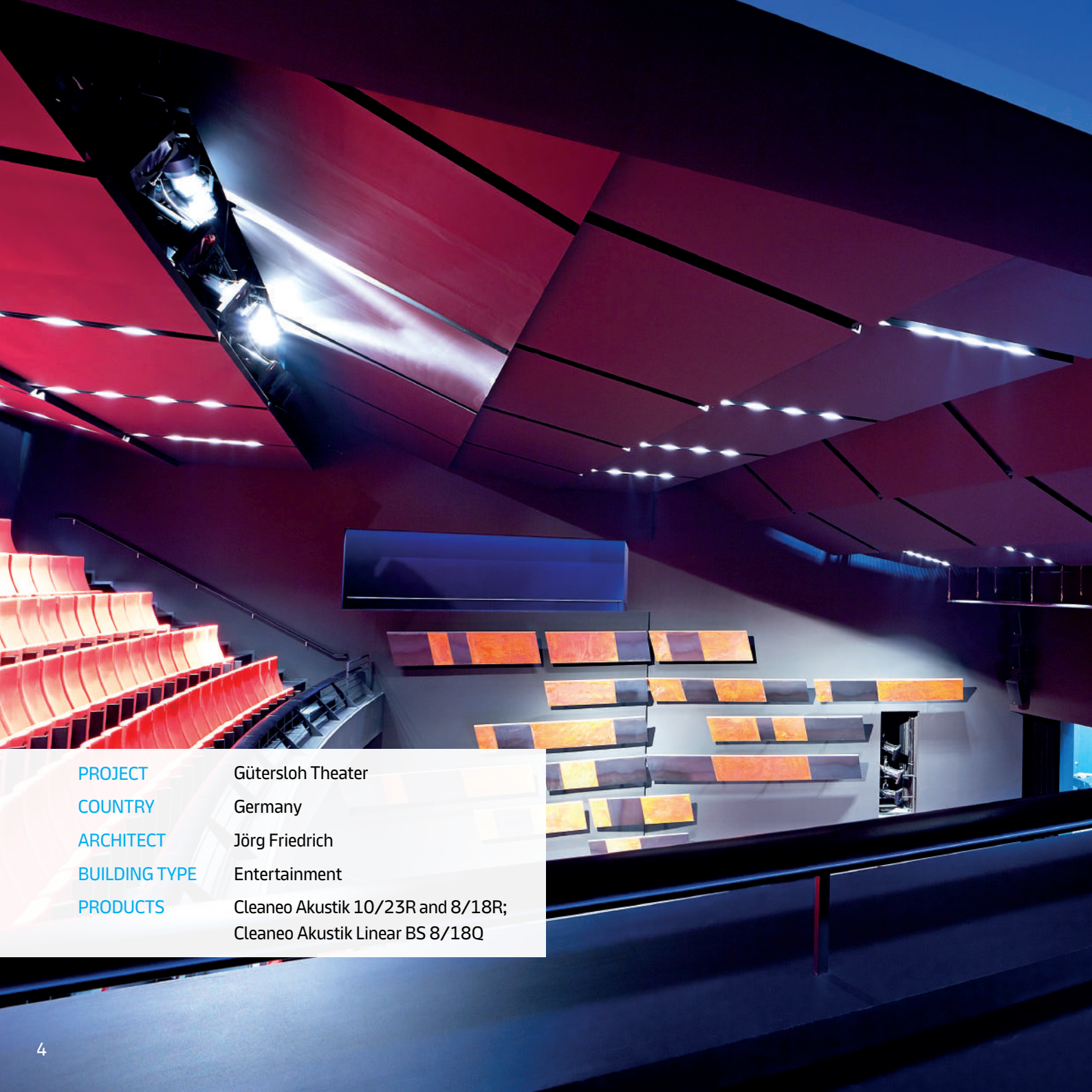
Snøhetta A/S

BUILDING TYPE

Entertainment

PRODUCTS

Designpanel, Corridor and Belgravia Micro




PROJECT	Gütersloh Theater
COUNTRY	Germany
ARCHITECT	Jörg Friedrich
BUILDING TYPE	Entertainment
PRODUCTS	Cleaneo Akustik 10/23R and 8/18R; Cleaneo Akustik Linear BS 8/18Q



ACOUSTICS MAKES SWEET MUSIC IN AALBORG

Musikkens Hus (House of Music) is a new cultural centre in Aalborg, Denmark's fourth largest city. A large foyer and a concert hall with seating for 1,300 guests dominate the interior of the building. The concert hall is surrounded by smaller music education rooms, rehearsal spaces and classrooms. Given the purpose of the building, the architect's priority was to ensure exceptionally good acoustics. All classrooms, practice rooms and smaller halls have Contur Unity acoustic ceilings that optimise reverberation times and provide neutral

room acoustics. These have a high sound absorption and require only a shallow installation depth, maximising the clear height of the room. The concert hall itself, meanwhile, has to provide a sophisticated sound experience, while ensuring that virtually nothing can be heard from the outside. To meet this challenging requirement, the architects designed a uniquely structured surface using Knauf Creanovapanel gypsum fibre boards. These allow for diffuse sound reflection and strengthen the acoustic performance and comfort of the room.



PROJECT	Music House
COUNTRY	Denmark
ARCHITECT	Coop Himmelb(l)au, Vienna
BUILDING TYPE	Entertainment
PRODUCTS	DESIGNBOARD 210





PROJECT	Cinema
COUNTRY	Norway
ARCHITECT	Fuggibaggi Design
BUILDING TYPE	Entertainment
PRODUCTS	Kinopanel





PROJECT

Las Majadas de Pirque

COUNTRY

Chile

ARCHITECT

Teodoro Fernández

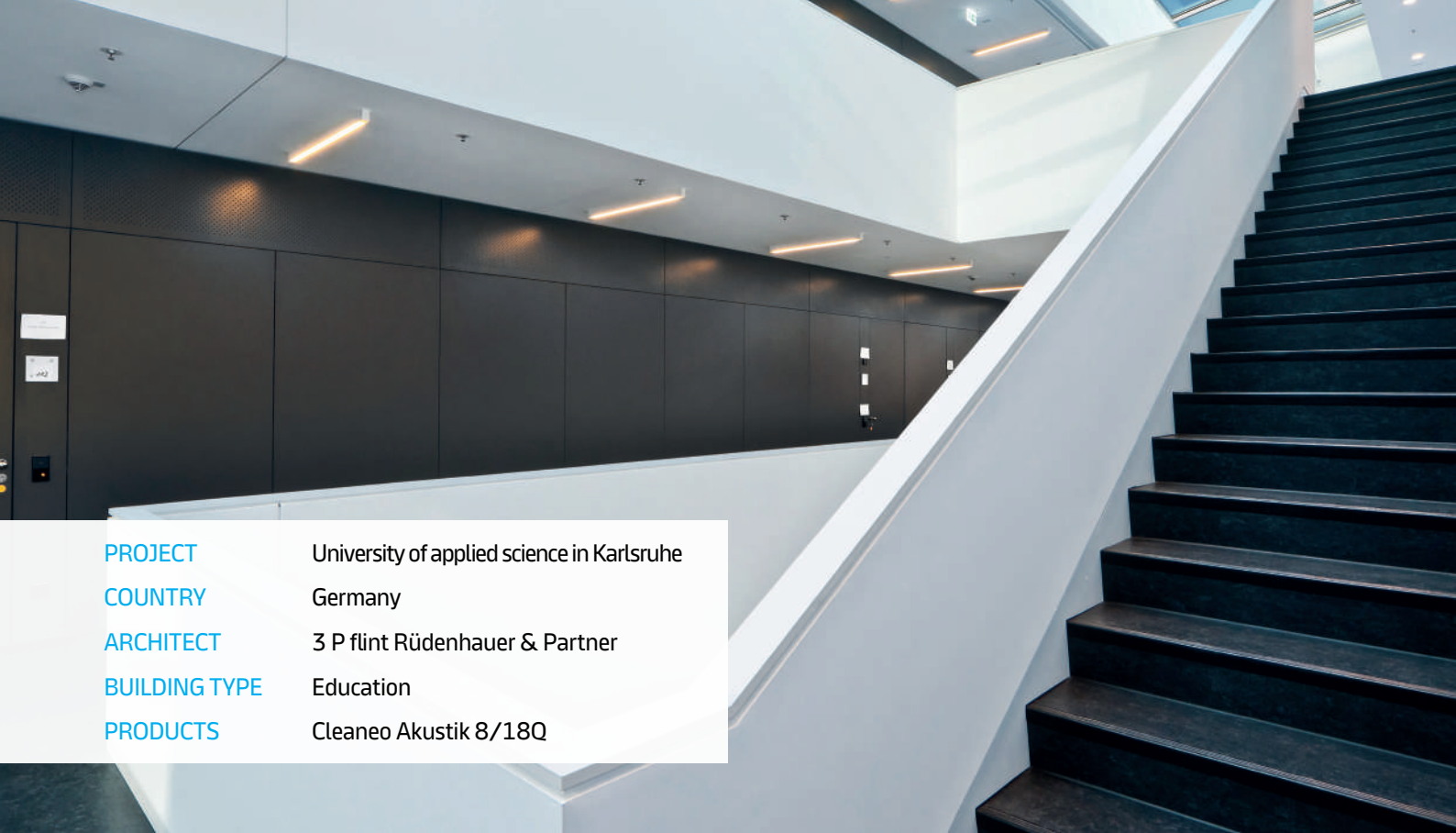
BUILDING TYPE

Entertainment

PRODUCTS

Cleaneo Akustik SK 8/18R





PROJECT	University of applied science in Karlsruhe
COUNTRY	Germany
ARCHITECT	3 P flint Rüdnhauer & Partner
BUILDING TYPE	Education
PRODUCTS	Cleaneo Akustik 8/18Q

SOUNDS OF LEARNING

ENHANCING ACOUSTIC COMFORT IN EDUCATION AND CONFERENCE ROOMS

In education and conference environments, where many people will often gather together in one room, clear communication is a priority. Whether used for concentrating and listening, or interacting and learning, education and conference rooms must combine high speech quality with flawless listening comfort. The quality of the audio and listening experience provided by perforated gypsum is one of its unique advantages, thanks to its ability to ensure that speech

is optimally transmitted to the audience. Similarly, its sound diffusion qualities enable it to deliver excellent sound absorption. Uniquely, perforated gypsum also helps to maintain air quality through its air-cleaning properties – a particular advantage in schools and classrooms, for example, where recent studies, by among others Danish Centre for Learning Environment and Technical University of Denmark, have shown that air quality has an impact on people's ability to concentrate.





PROJECT	SANTAKA Integrated Science in Kaunas
COUNTRY	Lithuania
ARCHITECT	Grazina Janulyte-Bernotiene, Rimante Lydyte, Erikas Klinavicius
BUILDING TYPE	Education
PRODUCTS	Cleaneo Akustik SK, 12/25Q, Danoline Designpanel, 4AK



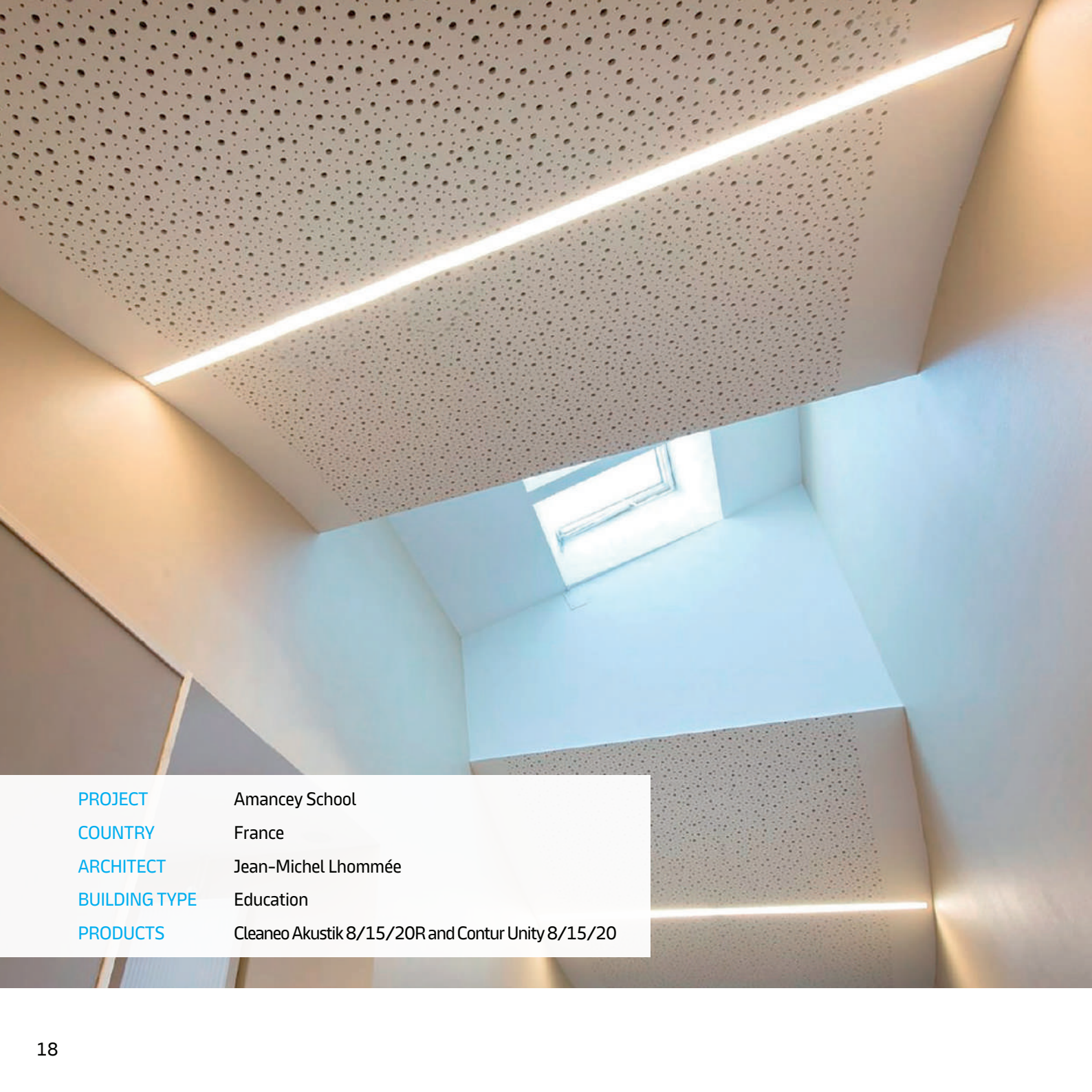
NURSING INSTITUTE TAKES CARE OF ACOUSTICS

The auditorium at the Institute of Nursing Education in Bron, France, suffered from steep staircases, long reverberation times, outdated furniture and a lack of light. The priority for its renovation, therefore, was to align the aesthetic dimension with the acoustic and technical requirements.

To make the room brighter while creating more sound absorption, the architect extended the acoustical ceiling modules onto the walls using acoustic materials with the same expression: Tectopanel Tangent flexible acoustic wall panels and Visona Tangent ceiling tiles. Visona is a flexible acoustic ceiling solution made up of white painted gypsum tiles with a drag-n-drop functionality that makes for easy placement of ceiling tiles and light fixtures, and easy access to installations.

PROJECT	Institute of Nursing Education in Bron
COUNTRY	France
ARCHITECT	Linda Aydostian
BUILDING TYPE	Education & conference
PRODUCTS	Visona Tangent ceilings and Tectopanel Tangent walls





PROJECT	Amancey School
COUNTRY	France
ARCHITECT	Jean-Michel Lhommée
BUILDING TYPE	Education
PRODUCTS	Cleaneo Akustik 8/15/20R and Contur Unity 8/15/20





PROJECT Ecole le Cormier (Elementary school Le Cormier)
COUNTRY France
ARCHITECT Dauphins Architecture / © Christophe Lefeuvre
BUILDING TYPE Education
PRODUCTS Cleaneo Akustik 12/25R





PROJECT

SUM e Instituto de Formación del
Parque Industrial Sauce Viejo

COUNTRY

Argentina

ARCHITECT

Leticia Pashetta & José Marcos Cavallero

BUILDING TYPE

Entertainment

PRODUCTS

Cleaneo Akustik Slotline B4





PROJECT	BMW Evere, Brüssel
COUNTRY	Belgium
ARCHITECT	FCM Architects
BUILDING TYPE	Shopping malls and showrooms
PRODUCTS	Cleaneo Akustik FF 12/25 Q13

SHOPPING AROUND

FINDING THE ACOUSTIC BALANCE IN SHOPPING CENTRES AND SHOWROOMS

Shopping centres and showrooms are designed to be busy: lots of people, lots of noise, lots of distractions. The expression of the acoustic ceiling, therefore, usually needs to be discreet and neutral. That doesn't mean the acoustic requirements are any less important, however. In fact, the acoustic requirements are usually stringent.

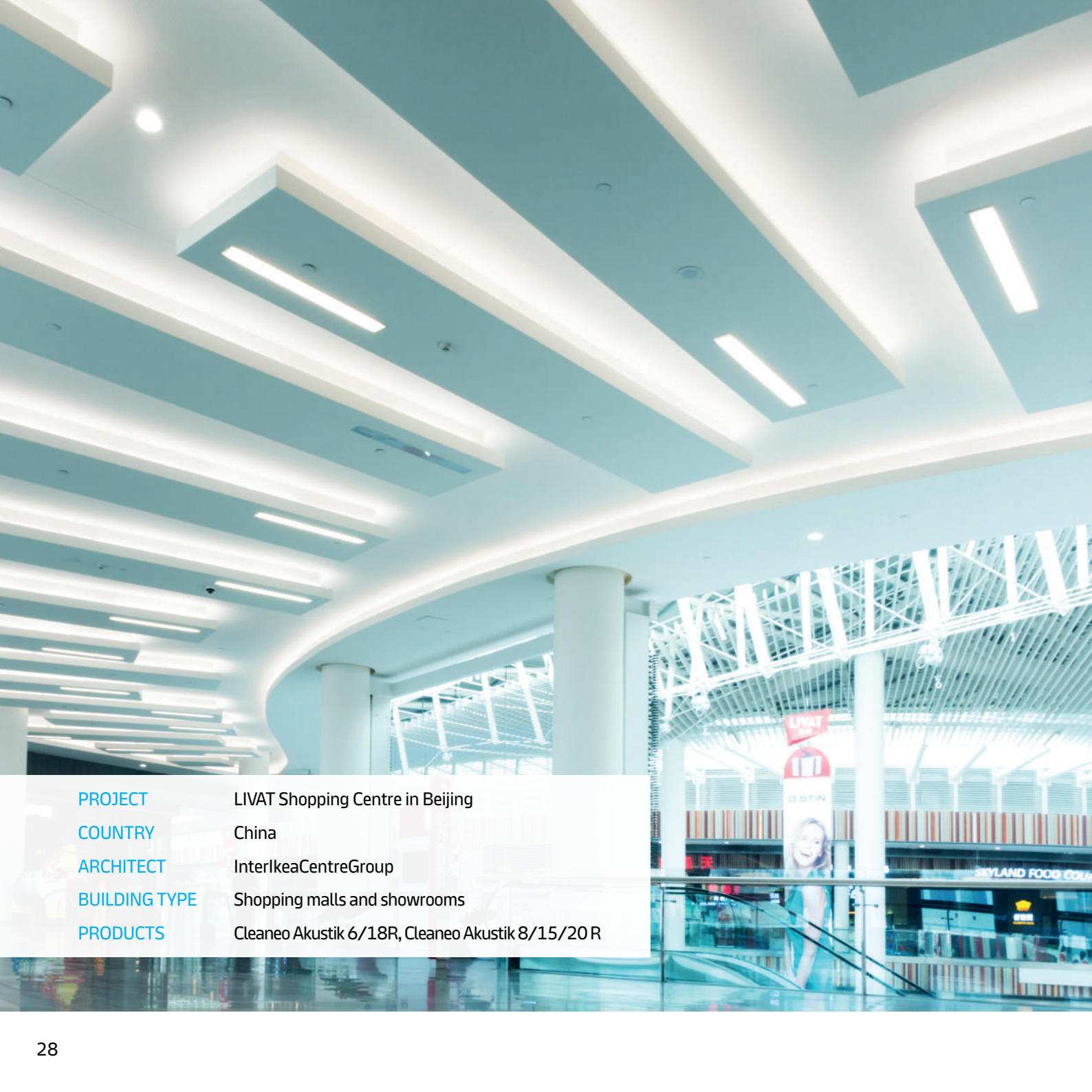
Acoustic gypsum ceilings are ideal for meeting these requirements, absorbing as much sound as possible from the room. At the same time, they are immensely durable and robust, capable of withstanding regular servicing and flexible enough to be installed uniformly across the variety of diverse locations common in shopping centres and showrooms, such as columns, angled surfaces and walls.







PROJECT	Kista Galleria, Stockholm
COUNTRY	Sweden
ARCHITECT	wester+elsner
BUILDING TYPE	Shopping malls and showrooms
PRODUCTS	Contur, Unity 3





PROJECT	LIVAT Shopping Centre in Beijing
COUNTRY	China
ARCHITECT	InterkeaCentreGroup
BUILDING TYPE	Shopping malls and showrooms
PRODUCTS	Cleaneo Akustik 6/18R, Cleaneo Akustik 8/15/20 R





PROJECT	Adnec Exhibition Centre in Abu Dhabi
COUNTRY	United Arab Emirates
ARCHITECT	RMJM
BUILDING TYPE	Shopping malls and showrooms
PRODUCTS	Curved Designpanel, Quadril



HEALTHY LIVING

CREATING PATIENT-FRIENDLY SPACES IN HEALTHCARE BUILDINGS


Our diverse portfolio of robust, sound-absorbing and hygiene-friendly ceilings and wall linings is the ideal choice for healthcare environments, from hospitals to health centres. Combining acoustic excellence with aesthetic appeal, our sustainable acoustic gypsum products enable the creation of spaces that strengthen effective communication and understanding between staff and patients, while enhancing patient comfort and recovery times.

As well as its sound absorption qualities, gypsum's natural versatility and robustness mean it is easy to clean and resistant to microorganisms. In addition, the structure of our ceilings ensure easy accessibility to the ceiling void for maintenance.





PROJECT Vendsyssel Hospital in Frederikshavn
COUNTRY Denmark
ARCHITECT Arkitektfirmaet Nord & A.A.R.T.
BUILDING TYPE Healthcare
PRODUCTS Contur, Micro and Belgravia, Micro



PROJECT	Medical Centre in Darney
COUNTRY	France
ARCHITECT	Cabinet d'architecture Gilles Prot
BUILDING TYPE	Healthcare
PRODUCTS	Visona Tangent



HAMLET GIVES CENTRE STAGE TO ACOUSTICS

At Hamlet Private Hospital in Aarhus, Denmark, architects specified that ceilings had to be easy to clean and as light in colour as possible. Furthermore, they needed to be sound absorbing in accordance with the building code.

Having specified Knauf acoustic ceiling products on previous projects and been delighted with the results, the design consultants knew and trusted Knauf's acoustic gypsum materials to help fulfil the project's strict require


ments, thanks to their simple, discreet design and exceptional acoustic performance.

The well-being of patients and staff was another key priority, so the ability of Knauf's acoustic gypsum products to create a pleasant, peaceful indoor climate, with clean air, the right level of humidity and a relaxed atmosphere unlike a typical hospital, was ideal.





PROJECT	Hamlet Private Hospital in Soborg
COUNTRY	Denmark
ARCHITECT	Aarhus Arkitekterne
BUILDING TYPE	Healthcare
PRODUCTS	Corridor and Belgravia, Globe



PROJECT	EHPAD Retirement Home in Bergheim
COUNTRY	France
ARCHITECT	Emergence Architecture
BUILDING TYPE	Healthcare
PRODUCTS	Visona, Tangent



SERVING UP SUSTAINABLE ACOUSTICS

OPTIMISING ACOUSTIC PERFORMANCE IN LEISURE ENVIRONMENTS

The requirements of the leisure sector encompass a wide range of room types, from bars and clubs to restaurants and hotels. The acoustic needs of these environments can differ enormously – which is why gypsum’s natural versatility makes it the perfect solution.

Whatever the specific leisure environment, the ceilings, walls and other surfaces need to create an instant impact that is sympathetic to the room. It’s about creating a cosy,

home-from-home atmosphere. And the acoustic materials need to be flexible enough to match the overall aesthetics of the space. That’s what makes Knauf’s portfolio of acoustic gypsum products so ideal, with a product range wide enough to match the architect’s desire for whatever expression he or she might be looking for.





PROJECT	The Squire Hotel in Frankfurt
COUNTRY	Germany
ARCHITECT	JSK International Architects
BUILDING TYPE	Leisure
PRODUCTS	Acoustic plaster on Cleaneo Akustik



PROJECT	Club 7 @ La Cigale Hotel
COUNTRY	Qatar
ARCHITECT	Bernard Khoury
BUILDING TYPE	Leisure
PRODUCTS	Designpanel Quadril



DANCING TO A NEW SOUND

Whether its rumba, samba or cha-cha-cha, good acoustics are vital in a dance school. So when ADTV Dance School Seidel in Donaueschingen, Germany, was being renovated, improving the acoustic comfort was a priority.

The designers specified Knauf Cleaneo Up acoustic system to meet the challenge, due to its ability to absorb sound and considerably reduce reverberation.

Thirty-six Knauf Cleaneo Up canopies were installed that are highly acoustically effective and do not need to be painted. The canopies could be quickly retrofitted and provided a homogeneous sound absorption performance, while adding clear architectural touches. Furthermore, the acoustic gypsum materials are non-combustible and easy to care for, as they can be wiped with a damp cloth and can be painted over at any time – ensuring a long service life.


PROJECT Dancing School Christian Seidel
in Donaueschingen

COUNTRY Germany

BUILDING TYPE Leisure

PRODUCTS Cleaneo Up





PROJECT	Old Mill in Belgrade
COUNTRY	Serbia
ARCHITECT	Graft
BUILDING TYPE	Leisure
PRODUCTS	Diamant





PROJECT	Delfinarium in Nürnberg
COUNTRY	Germany
ARCHITECT	Adler & Olesch Landschaftsarchitekten
BUILDING TYPE	Leisure
PRODUCTS	Cleaneo Akustik SK, random perforation




OFFICE TALK

DELIVERING ACOUSTIC COMFORT IN THE OFFICE

The acoustic purpose of an office may not appear to be as vital as, say, a concert hall. But if anything, it is more complex. Offices need to strike the perfect balance between individual concentration, privacy and group communication all at the same time, especially in open plan spaces. The internal environments need to strengthen communication and interaction, ensuring a high quality of speech and listening comfort for everyone in the room.

The acoustic comfort provided by perforated gypsum is one of its unique advantages, as speech is optimally transmitted to the listener. Its sound diffusion qualities are also a major benefit in achieving excellent sound absorption. And that's not all. As well as its acoustic properties, perforated gypsum has an air-cleaning function – vital for spaces where people gather together, and where air quality can affect their ability to concentrate and be productive, as shown in a number of recent studies.



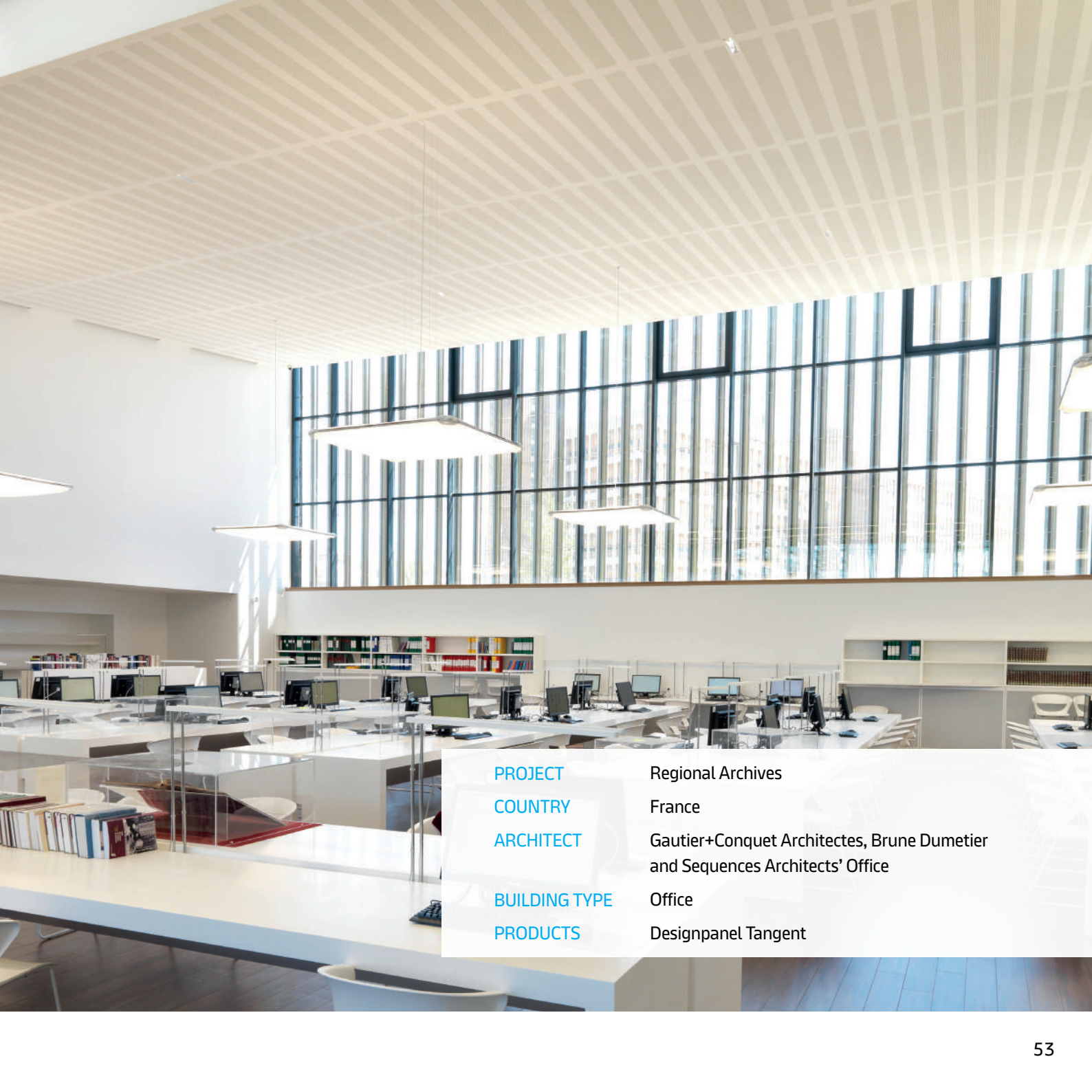
PROJECT	BBC Media Village in London
COUNTRY	UK
ARCHITECT	Allies and Morrison
BUILDING TYPE	Office
PRODUCTS	Designpanel Micro

ACOUSTIC COMFORT A TOP PRIORITY IN LYON

When the new Regional Archives of Rhône in Lyon, France, were designed, the architects took a distinctively modern approach, designing the foyers and public areas of the building to be as spacious and light-filled as possible. Acoustic comfort was a top priority for the building, but finding the perfect acoustic balance in such large open spaces was problematic. Visitors either required silence to read or study, or optimal acoustics for lectures and discussions.

It was therefore crucial to find the right acoustic solution for the various purposes of the building's interior, while the height of the ceilings meant that a seamless solution was preferred. The solution? Knauf's Designpanel. The exclusive Tangent perforation pattern of Designpanel gave the ceilings a unique design that echoed the lines of the building's large glass facades, while at the same time providing the perfect acoustic balance for the multiple uses of the spaces within.





PROJECT

Regional Archives

COUNTRY

France

ARCHITECT

Gautier+Conquet Architectes, Brune Dumetier
and Sequences Architects' Office

BUILDING TYPE

Office

PRODUCTS

Designpanel Tangent






PROJECT	Charmille-Schuman Schools
COUNTRY	Belgium
ARCHITECT	B612associates
PHOTOGRAPHER	Corentin Haubruge
BUILDING TYPE	Education
PRODUCTS	Knauf Cleaneo Akustik Alternating Circular R



PROJECT	LMO Counseling Office in Horsens
COUNTRY	Denmark
ARCHITECT	Kjær & Richter
BUILDING TYPE	Offices
PRODUCTS	Cleaneo Akustik 8/15/20R



CREATING MOVING EXPERIENCES

MEETING THE ACOUSTIC CHALLENGES OF TRANSPORTATION BUILDINGS

Buildings for transportation, like railway stations, bus stations or airports, have an atmosphere that inspires movement. Surfaces are often shiny or blank and the sound is quite strong due to long reverberation times. The acoustic materials used, therefore, need to provide just enough sound absorption to keep the room comfortable for movement, but still ensure that the sound environment supports the size and the purpose of the large spaces often found in these buildings.

On the other hand, waiting rooms, gates and lounges need to create a calmer, more relaxed atmosphere, through shorter reverberation times and higher performing acoustic materials like gypsum. Another exceptional advantage of acoustic gypsum installations is their durability across a vast range of environments. Surfaces are robust and repaintable, and they provide easy access to the underlying infrastructure for essential maintenance.





PROJECT

Heathrow Airport Terminal 2

COUNTRY

UK

ARCHITECT

Foster + Partners

BUILDING TYPE

Transport

PRODUCTS

DESIGNBOARD 230 WOOD



PROJECT	Helsinki Airport, Wine & View Bar
COUNTRY	Finland
ARCHITECT	Teemu Nojonen, Amerikka
BUILDING TYPE	Transport
PRODUCTS	Contur, Unity 8/15/20




WINE & VIEW





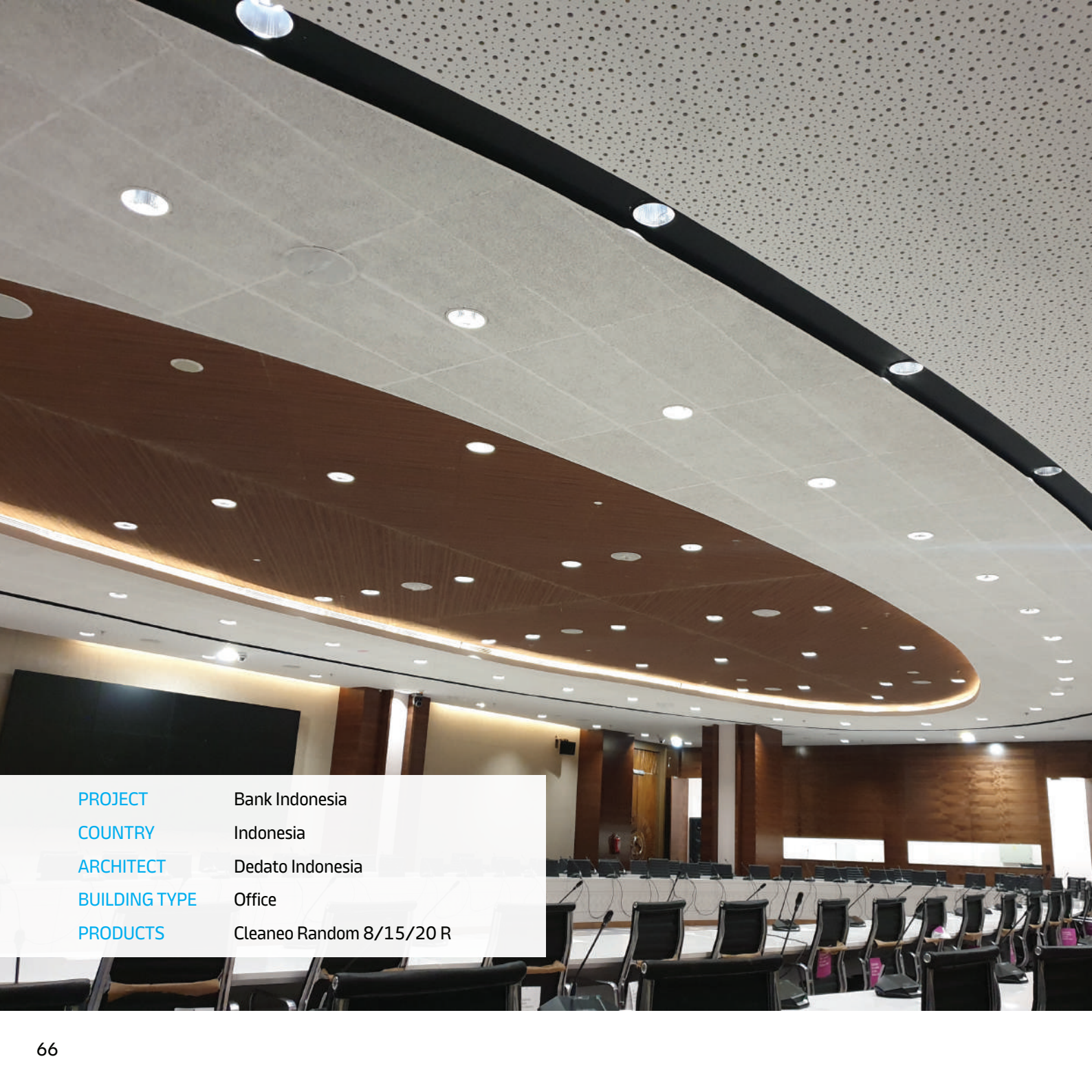
PROJECT	Burgas Airport
COUNTRY	Bulgaria
ARCHITECT	Pascall+Watson
BUILDING TYPE	Transport
PRODUCTS	Cleaneo Akustik SK B4 12/25Q





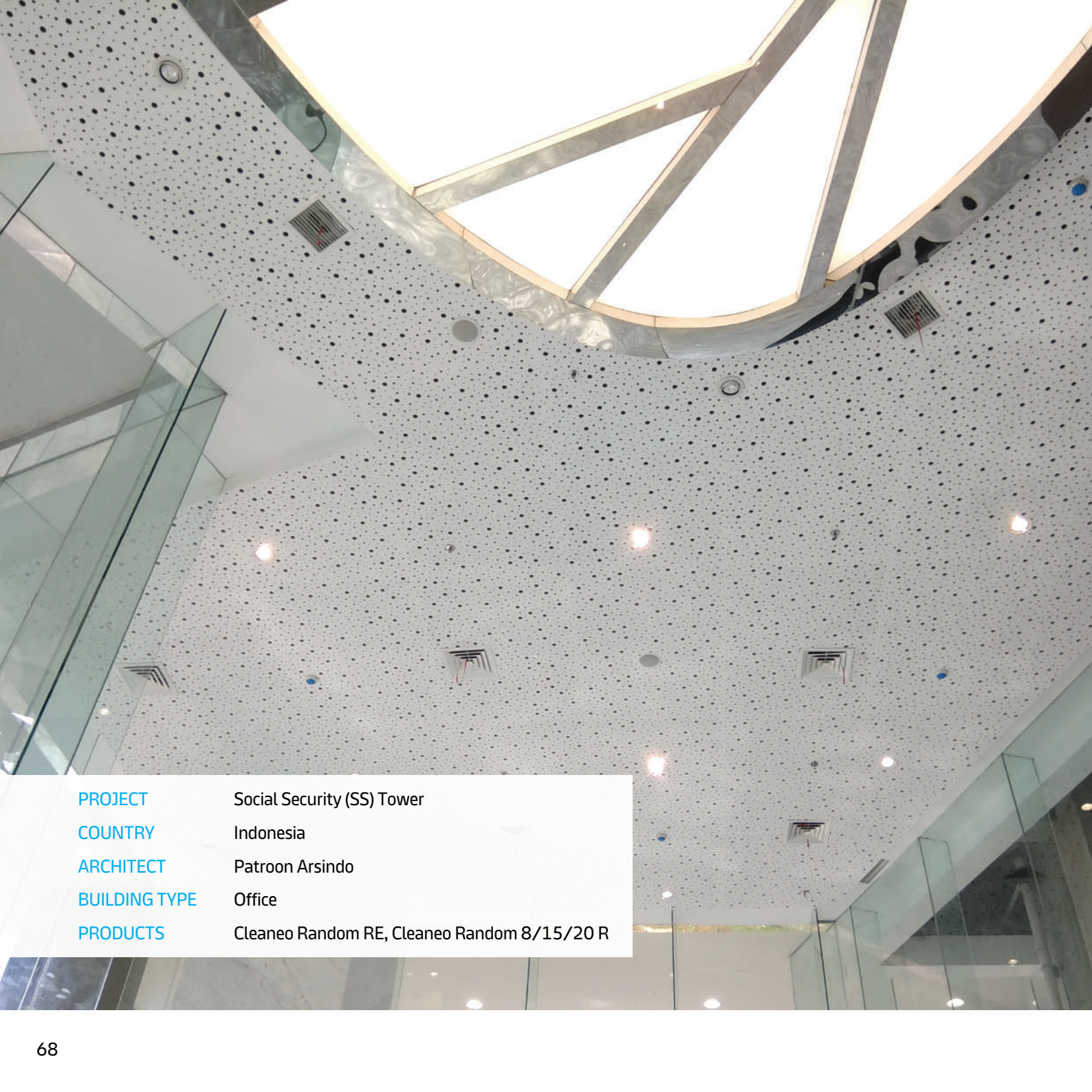
PROJECT	Bappenas
COUNTRY	Indonesia
BUILDING TYPE	Office
PRODUCTS	Cleaneo Random RE






PROJECT	Bank Indonesia
COUNTRY	Indonesia
ARCHITECT	Dedato Indonesia
BUILDING TYPE	Office
PRODUCTS	Cleaneo Random 8/15/20 R





PROJECT	Social Security (SS) Tower
COUNTRY	Indonesia
ARCHITECT	Patroon Arsindo
BUILDING TYPE	Office
PRODUCTS	Cleaneo Random RE, Cleaneo Random 8/15/20 R






PROJECT	UIN Sunan Ampel Surabaya Campus II
COUNTRY	Indonesia
ARCHITECT	Patroon Arsindo
BUILDING TYPE	Education
PRODUCTS	Cleaneo Random 8/15/20 R





PROJECT	UIN Datokarama Palu
COUNTRY	Indonesia
ARCHITECT	Rancang Persada KSO Pola Data Consultant
BUILDING TYPE	Education
PRODUCTS	Cleaneo Random 8/15/20 R





PROJECT	Institut Teknologi Sepuluh Nopember (ITS)
COUNTRY	Indonesia
ARCHITECT	Architect ITS
BUILDING TYPE	Education
PRODUCTS	Cleaneo Random 12/20/35 R, Cleaneo Alternating Circular 12/20/66 R





PROJECT	Santo Paulus Singaraja Church
COUNTRY	Indonesia
ARCHITECT	Tri Maya
BUILDING TYPE	Community and Cultural
PRODUCTS	Cleaneo Random RE





PROJECT	BIJB Kertajati Airport
COUNTRY	Indonesia
ARCHITECT	Penta Rekayasa
BUILDING TYPE	Transport
PRODUCTS	Cleaneo Random 12/20/35 R

















PROJECT	Pakuwon Mall Surabaya
COUNTRY	Indonesia
ARCHITECT	by Owner Pakuwon Jati
BUILDING TYPE	Retail
PRODUCTS	Cleaneo Random 12/20/35 R

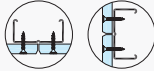









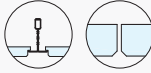





PRODUCT OVERVIEW

- A QUICK OVERVIEW OF FEATURED PRODUCTS

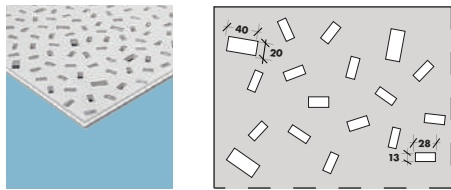
ACOUSTIC PRODUCTS	APPLICATION	PERFORATION DESIGNS	SIZES (all in mm)	SURFACE TREATMENT
CLENEO Akustik SK edge monolithic perforation	Seamless ceiling or wall lining 	Round (R) or square (Q) perforation designs in regular or random pattern: 6/18 R; 8/18 R; 10/23 R; 12/25 R; 15/30 R; 8/18 Q; 12/25 Q; 8/12/50 R; 12/20/66 R; 8/15/20 R random perforation; 12/20/35 R random perforation	Depending on the perforation: 1188 x 1998; 1196 x 2001; 1200 x 2000; 1200 x 1980; 1200 x 1875; 1200 x 2500	Untreated, for filling and painting on site
CLENEO Akustik UFF edge monolithic perforation	Seamless ceiling or wall lining 	Round (R) or square (Q) perforation designs in regular or random pattern: 6/18 R; 8/18 R; 10/23 R; 12/25 R; 15/30 R; 8/18 Q; 12/25 Q; 8/12/50 R; 12/20/66 R; 8/15/20 R random perforation; 10/16/22 R random perforation, 12/20/35 R random perforation, RE random perforation	Depending on the perforation: 1188 x 1998; 1196 x 2001; 1200 x 2000; 1200 x 1980; 1200 x 1875; 1199 x 1999	Untreated, for filling and painting on site
CLENEO Akustik Linear edge, monolithic perforation	Seamless ceiling or wall lining 	Round (R) or square (Q) perforation designs: 8/18 R; 10/23 R; 12/25 R; 12/25 Q; 12/20/66 R	Depending on the perforation: 1188 x 1998; 1196 x 2001; 1200 x 2000; 1188 x 1980	Untreated, for painting on site; fixing through perforation holes with the use of Cleaneo Cap
CLENEO Akustik, SK edge Block perforation B4	Seamless ceiling or wall lining 	Round (R) or square (Q) perforation designs in block perforation fields: 6/18 R; 8/18 R; 10/23 R; 12/25 R; 15/30 R; 8/18 Q; 12/25 Q	Depending on the perforation: 1224 x 2448; 1196 x 2392; 1200 x 2400	Untreated, for filling and painting on site
CLENEO Akustik, SK edge Block perforation B5	Seamless ceiling or wall lining 	Round (R) or square (Q) perforation designs in block perforation fields: 6/18 R; 8/18 R; 10/23 R; 12/25 R; 15/30 R; 8/18 Q; 12/25 Q	depending on the perforation: 1224 x 2448; 1196 x 2392; 1200 x 2400	Untreated, for filling and painting on site
CLENEO Akustik, SK edge Block perforation B6	Seamless ceiling or wall lining 	Round (R) or square (Q) perforation designs in block perforation fields: 6/18 R; 8/18 R; 10/23 R; 12/25 R; 15/30 R; 8/18 Q; 12/25 Q;	Depending on the perforation: 1224 x 2448; 1196 x 2392; 1200 x 2400	Untreated, for filling and painting on site

ACOUSTIC PRODUCTS	APPLICATION	PERFORATION DESIGNS	SIZES (all in mm)	SURFACE TREATMENT
CLEANE0 Akustik, SFK or HRK edge Slotline B4	Seamless ceiling or wall lining 	Design B4 slotline, 30 slots in 4 rows in one block	1200 x 2400	Untreated, for filling and painting on site
CLEANE0 Akustik, SFK or HRK edge Slotline B5	Seamless ceiling or wall lining 	Design B5 slotline, 4x6 slots in 4 rows in one block	1200 x 2400	Untreated, for filling and painting on site
CLEANE0 Akustik, SFK or HRK edge Slotline B6	Seamless ceiling or wall lining 	Design B6 slotline, 69 slots in 4 rows in one block	1200 x 2400	Untreated, for filling and painting on site
DESIGNPANEL, B1 edge, Block perforations	Uniform ceiling or wall lining 	Micro, Tangent, Quadril, Globe	900 x 2400; 900 x 2700; 1200 x 2400	Untreated, for filling and painting on site
TECTOPANEL, B edge	Flexible and easy to use ceiling or wall lining 	Micro, Tangent, Quadril, Globe	wide range of sizes in rectangular and square formats	Untreated, for filling of screw holes and painting on site
KINOPANEL, B edge	Special cinema wall lining 	Oval perforation, 8x53 mm	600 x 600	Blackpainted, fixing through perforation holes

ACOUSTIC PRODUCTS	APPLICATION	PERFORATION DESIGNS	SIZES (all in mm)	SURFACE TREATMENT
CONTRAPANEL, B edge, block perforation	Acoustic ceiling and wall lining with high impact resistance 	Globe, Ø6 mm	600x1200/1800/2400	White foil covered surface, for screw-fixing on site
CONTUR D-plus edge, monolithic perforation	Monolithic T-grid ceiling 	Design pattern extending to the edge of the tile: Unity 4 (Ø4 mm), Unity 3 (3x3 mm), Unity 8 15 20 (Ø8, Ø15, Ø20 mm) random perforation	600 x 600	White painted
CONTUR, D edge, block perforation	Uniform T-grid ceiling 	Micro (3x3 mm), Tangent (4x14 mm), Quadril (12x12 mm), Globe (Ø6 mm)	600 x 600, 625 x 625	White painted
BELGRAVIA E-plus edge, monolithic perforation	Uniform recessed T-grid ceiling 	Design pattern extending to the edge of the tile: Unity 4 (Ø4 mm), Unity 3 (3x3 mm), Unity 8 15 20 (Ø8, Ø15, Ø20 mm) random perforation	600 x 600	White painted
BELGRAVIA, E edge, block perforation	T-grid ceiling with recessed look 	Micro (3x3 mm), Tangent (4x14 mm), Quadril (12x12 mm), Globe (Ø6 mm)	600 x 600, 625 x 625	White painted
PLAZA A-plus edge, monolithic perforation	Uniform T-ceiling 	Design pattern extending to the edge of the tile: Unity 4 (Ø4 mm), Unity 3 (3x3 mm), Unity 8 15 20 (Ø8, Ø15, Ø20 mm) random perforation	600 x 600	White painted
PLAZA A edge, block perforation	T-grid ceiling with visible T-grid 	Micro (3x3 mm), Tangent (4x14 mm), Quadril (12x12 mm), Globe (Ø6 mm)	600x600, 625x625; 600x1200, 625x1250	White painted

ACOUSTIC PRODUCTS	APPLICATION	PERFORATION DESIGNS	SIZES (all in mm)	SURFACE TREATMENT
CORRIDOR, D edge, block perforation	Special demountable corridor ceiling 	Micro (3x3 mm), Tangent (4x14 mm), Quadril (12x12 mm), Globe (Ø6 mm)	400 x 1200/1800/2400	White painted
VISONA E edge lengthwise; B edge crosswise, block perforation	Rectangular T-grid ceiling 	Tangent (4x14 mm)	400 x 1200	White painted
ADIT, single absorber	Ready-for-use acoustic wall linings 	Tangent (4x14 mm)	400 x 2400	White foil covered surface or customised print design
CLEANEQ UP, single absorber	Ready-for-use acoustic canopies 	8/18 R;	800 x 1600; 1000 x 2000	Printed designs: White, Concrete, Paphydus or Alufoam
CLEANEQ gypsum board for acoustic plaster	Seamless ceiling as base for application of acoustic plaster on site 	12/25 Q	1250 x 2000	Acoustic plaster (not delivered by Knauf). Backside covered with plastic foil.
CLEANEQ Thermoboard/ Thermoboard plus, SK edge, monolithic perforation	Seamless ceiling, with high thermal conductivity for heating and cooling systems 	Round (R) or square (Q) perforation designs in regular or random pattern: 6/18 R; 8/18 R; 10/23 R; 12/25 R; 15/30 R; 8/18 Q; 12/25 Q; 8/12/50 R; 12/20/66 R; 8/15/20 R random perforation; 12/20/35 R random perforation	Depending on the perforation: 1188 x 1998; 1196 x 2001; 1188 x 1980; 1200 x 2000; 1200 x 1980; 1200 x 1875;	Untreated, for filling and painting on site
CLEANEQ Caps	Fixing caps for Knauf Cleaneo Acoustic Boards 	for 8R / 10R / 12R and 12 Q perforations		R-Type metal, Q-Type plastic, both including screw

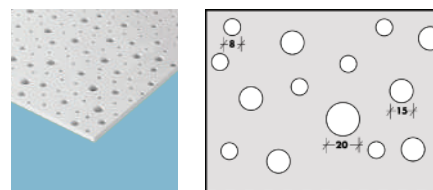
Cleaneo RE (Confetti)



Thickness (mm)	Width (mm)	Length (mm)	Perforation	Edge
12.5	1199	1999	13.6%	UFF

Weight approximately per board 10 kg/m² (non perforated & without fleece).

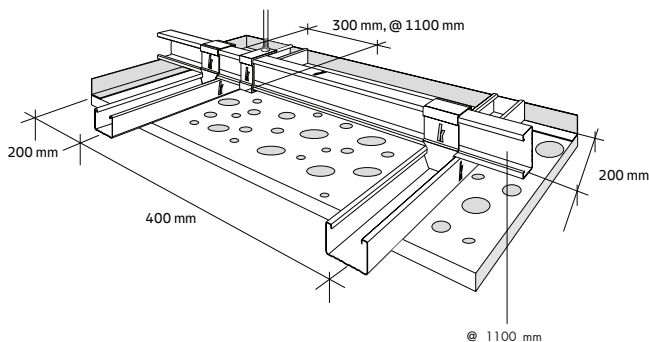
Cleaneo Random 8/15/20 R




Thickness (mm)	Width (mm)	Length (mm)	Perforation	Edge
12.5	1200	2000	9.9%	SK, UFF

Weight approximately per board 10 kg/m² (non perforated & without fleece).

D113.id UFC Ceiling System



Knauf Cleaneo System Components



Cleaneo



UFC Frame



UFC Clip



UFC Bracket




Knauf Uniflott

INSTALLATION METHOD



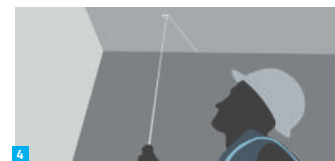
1 Make marking for Wall Angle position. Make sure the ceiling level is as planned. Pay attention to the thickness of gypsum board.



2 Install Wall Angle as perimeter frame using appropriate fixing with 600 mm distance and 50 mm from edge.



3 Install Soffit Cleat to building structural element using proper fixing at a distance of 1100 mm and 300 mm from the wall.



4 Measure the length of Threaded Rod needed. Hang T-Rod on Soffit Cleat. Bend upwards the end with no thread.



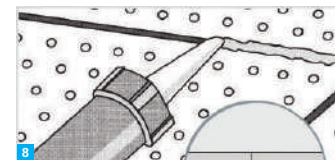
5 Hang the Upper UFC Frame on T-Rod using UFC Bracket. Make sure there are bolt and nut on UFC Bracket.



6 Assemble the Lower UFC Frame in 400 mm distance with Upper UFC Frame using UFC Clip.



7 Check the evenness by adjusting the bolt and nut on T-Rod. Make sure the position of lower frame is right. Tighten the bolt and nut.



8 Install the Cleaneo plasterboard with 170 mm screw spacing. Fill the joint with Knauf Uniflott using sealant gun.

MORE QUESTIONS?



Find out more

- > knauf.com
- >  082 1199 00021 (WA/Call)
- >  Build on Us
- >  [knauf_indonesia](#)
- >  [Knauf Indonesia](#)

Or contact

Knauf Indonesia
Palma Tower Lantai 21
JL RA Kartini III-S, Kav.6, Sektor II
Pondok Pinang, Kebayoran Lama,
Jakarta Selatan 12310
Indonesia

- > Call Center : 082 1199 00021
- > Email : marketing-id@knauf.com

