

KNAUF

METAL Baffle Element

Linear & Baffle Solutions



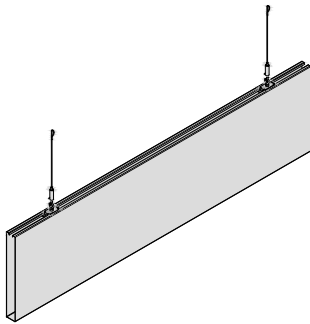
© Szymon Polański

- Fully configurable solution with variable baffles spacing.
- Different baffle height and width combinations and radial installations possible.
- Grouped or single suspended option for a modern linear appearance.
- Perforated acoustic baffles help reduce noise levels and reverberation times, increasing speech intelligibility.
- Additional design options available as part of our Vario Design range.
- Baffles are typically used in acoustically-challenged spaces, in airports, rail terminals, semi-exposed soffit buildings, offices, retail, leisure centres, etc.

Build on us.

METAL Baffle Element

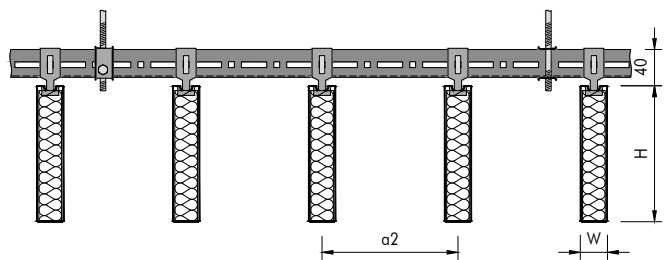
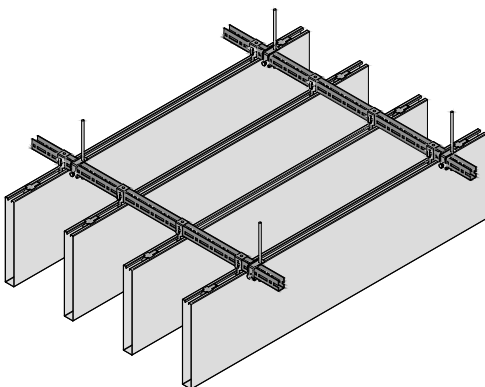
METAL Baffle Element - single suspended



Baffles
 Material post-coated galvanised steel 0.6 mm
 Edge detail square edged
 Dimensions length (L) 1800 mm / width (W) 30 mm / height (H) 300 mm

Suspension system
 Standard hanging wire (4000 mm length), 2 pcs/baffle needed
 Features splice connector
 end caps

METAL Baffle Element - grouped



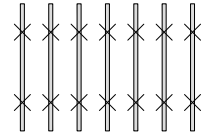

Baffles
 Material post-coated galvanised steel 0.6 mm
 Edge detail square edged hook-on
 Dimensions length (L) max. 3000 mm
 width (W) 20, 30, 40, 50 60 mm
 height (H) 100, 150, 200, 250, 300 mm
 variable spacing (a2) between the baffles

Suspension system
 Standard U-Profile + hanger for baffle
 Features splice connector
 end caps
 radial layout
 for corridors
 METAL Baffle Sky Element with crossing baffle layout

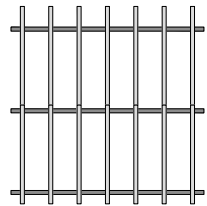


METAL Baffle Element



METAL Baffle Element - single suspended



METAL Baffle Element - grouped



METAL Baffle Element end cap option



If the baffles do not run wall to wall, end caps can be used to cover the open end of the baffles.

METAL Baffle Sky Element option



A design alternative is with baffles, which are arranged crossing. Further details on request.

	VarioDesign options on request										Features & performances						
	Dimensions	Shapes	Post-coated aluminium	Perforations	RAL & NCS colours	BioGuard finish	Wood effect finish	Acoustic infills	Cut-outs	Grid alternatives	Secure function	Swing-down function	Clean room*	Seismic*	Impact resistance*	Suitable for chilled ceilings	Exterior*
METAL Baffle Element	■		■	■	■		■		■	■	■						

* see separate datasheet

Characteristics		Detailed information													
Colour / Perforations												RAL 9016 RAL 9010 RAL 9006 RAL 9007 RAL 9005 further RAL & NCS colours on request		Unperforated Rg 0701 Rg 0704 Rg 1511 Rd 1522 further options see acoustic datasheet	
Acoustic infills		Acoustic pad AMV 25 kg/m ³													
Weight		1.1 - 4.1 kg/m											Weight varies depending on the perforation and acoustic infill.		
Acoustics		Baffle dimensions			EN ISO 354										
		Values for grouped option	Distance (a2) [mm]	Width (W) [mm]	Height (H) [mm]	α_w	Cavity [mm]	Class	Frequency (Hz) α_p						NRC
Rg 0701 + AMV	300	30	300	0.50	50	D	0.20	0.40	0.45	0.70	0.65	0.40	0.55		
	450	30	300	0.35	50	D	0.15	0.30	0.30	0.50	0.45	0.25	0.40		
	300	30	300	0.55	300	D	0.15	0.30	0.50	0.70	0.65	0.45	0.55		
	450	30	300	0.40	300	D	0.10	0.20	0.35	0.50	0.45	0.25	0.40		
	300	30	300	0.55	600	D	0.15	0.35	0.50	0.70	0.65	0.55	0.55		
	450	30	300	0.45	600	D	0.10	0.25	0.40	0.50	0.50	0.35	0.40		
	Rg 0704 + AMV	100	30	100	0.50(H)	50	D	0.05	0.30	0.45	0.50	0.75	0.75	0.50	
		150	60	100	0.65	50	C	0.15	0.45	0.60	0.65	0.80	0.70	0.60	
		200	30	200	0.50(H)	50	D	0.15	0.30	0.40	0.65	0.80	0.70	0.55	
		200	60	200	0.65	50	C	0.30	0.45	0.60	0.85	0.80	0.75	0.70	
		300	30	300	0.50(H)	50	D	0.20	0.30	0.40	0.70	0.75	0.65	0.55	
		300	60	300	0.65(M)	50	C	0.30	0.45	0.60	0.90	0.80	0.70	0.65	
	Rg 1511 + AMV	300	30	300	0.60	50	C	0.20	0.40	0.50	0.70	0.75	0.65	0.55	
		450	30	300	0.45	50	D	0.15	0.35	0.35	0.45	0.55	0.50	0.45	
		300	30	300	0.60	300	C	0.15	0.35	0.55	0.75	0.75	0.70	0.60	
450		30	300	0.40	300	D	0.10	0.20	0.35	0.50	0.50	0.50	0.40		
300		30	300	0.60(H)	600	C	0.20	0.35	0.55	0.70	0.75	0.75	0.55		
450		30	300	0.45(H)	600	D	0.15	0.25	0.35	0.50	0.55	0.60	0.40		
Rd 1522 + AMV	100	30	100	0.50(H)	50	D	0.10	0.30	0.45	0.50	0.70	0.65	0.45		
	150	60	100	0.60	50	C	0.15	0.45	0.55	0.55	0.60	0.55	0.55		
	150	30	150	0.60	50	C	0.25	0.50	0.50	0.60	0.75	0.65	0.60		
	150	50	150	0.55	50	D	0.20	0.40	0.45	0.70	0.70	0.60	0.60		
	300	30	150	0.45	50	D	0.15	0.30	0.35	0.45	0.55	0.50	0.40		
	150	30	150	0.55	200	D	0.15	0.40	0.45	0.60	0.75	0.65	0.55		
	300	30	150	0.40	200	D	0.10	0.25	0.30	0.45	0.55	0.50	0.40		
	150	30	150	0.55	600	D	0.20	0.30	0.50	0.65	0.70	0.65	0.55		
	300	30	150	0.35	600	D	0.10	0.15	0.30	0.40	0.45	0.45	0.35		
	200	30	200	0.50(H)	50	D	0.15	0.30	0.40	0.60	0.75	0.70	0.55		
	200	60	200	0.60	50	C	0.25	0.40	0.55	0.80	0.70	0.65	0.65		
	300	30	300	0.50(MH)	50	D	0.20	0.30	0.40	0.75	0.75	0.70	0.55		
	300	60	300	0.65	50	C	0.30	0.40	0.60	0.85	0.70	0.70	0.65		
	450	30	300	0.45	50	D	0.15	0.30	0.35	0.45	0.55	0.50	0.40		
	300	30	300	0.55(H)	300	D	0.15	0.30	0.50	0.70	0.75	0.70	0.60		
450	30	300	0.45	300	D	0.10	0.25	0.35	0.50	0.50	0.50	0.40			
300	30	300	0.55(H)	600	D	0.20	0.35	0.50	0.70	0.75	0.80	0.55			
450	30	300	0.40(H)	600	D	0.15	0.20	0.35	0.50	0.55	0.65	0.40			
α_w : as per EN ISO 11654 / NRC: as per ASTM C 423-01															
Values for single suspended option	Baffle dimensions			EN ISO 354											
	Length (L) [mm]	Width (W) [mm]	Height (H) [mm]	Sabines	Cavity (C) [mm]	Frequency (Hz) α_p									
						125	250	500	1000	2000	4000				
	Rg 0701 + AMV	1800	30	300	0.64	1000	0.00	0.30	0.60	0.90	0.70	0.40			
	Rg 1511 + AMV	1800	30	300	0.72	1000	0.10	0.30	0.60	0.80	0.90	0.90			
Rd 1522 + AMV	1800	30	150	0.35	1000	-0.10	0.10	0.20	0.40	0.50	0.50				
	1800	30	300	0.67	1000	0.10	0.30	0.50	0.70	0.90	0.80				
Fire reaction		Euroclass A2-s2, d0; as per EN 13501-1													
Light reflectance		RAL 9010 unperforated: 85%; RAL 9010 Rg 1511: 76%;			RAL 9010 Rg 0701: 83%; RAL 9010 Rd 1522: 66%			RAL 9010 Rg 0704: 82%;							
Humidity resistance		90% RH													
Indoor air quality															
		A	E1												
Sustainability/ Cleanability		17.3% (2023)				Verified									
					Unperforated option only										