

## DONN® DX15 GK

### Exposed 15 mm grid system - System C

#### Key features

- System with 15 mm exposed profiles for an elegant appearance
- Patented golden “Quick-Release™ Clip” for high quality grid system installation
- Clear audible click-connection, and can be removed without tools
- Joggled Cross Tees override the Main Runners; preventing twisting of the Cross Tees

#### Application areas

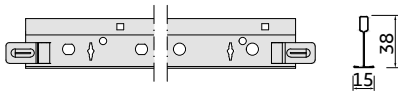
- Healthcare / Classrooms / Meeting rooms / Individual offices

#### Physical data

- Material: galvanised steel
- Surface finish: baked polyester paint
- Colour: all products standard in DONN® White
- Other standard colours available on popular items

#### DONN® DX15

##### Main Runners (bulb-to-bulb connection)

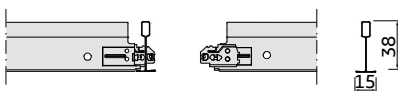


Item reference	Dimensions (mm)			Slot centres	Content/carton		Weight/carton kg	Cartons/pallet
	Length	Width	Height		pcs	lm		
DX15XH375W	3750	15	38	156.25	20	75.00	21.00	28
DX15XH370W	3700	15	38	100	20	74.00	21.30	28
DX15XH337,5W	3375	15	38	67.5	20	67.50	19.10	28

Available in Matt Black (LM), Metal 06 for an additional charge. Special colours on request.

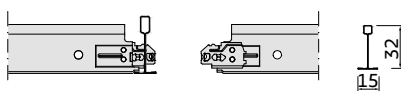
#### DONN® DX15

##### Cross Tees (stab system - joggled GK)



Item reference	Dimensions (mm)			Slot centres	Content/carton		Weight/carton kg	Cartons/pallet
	Length	Width	Height		pcs	lm		
<b>Cross Tees - Slotted</b>								
DX15TH135W	1350	15	38	337.5	60	81.00	19.70	42
DX15TH125W	1250	15	38	312.5	60	75.00	18.20	54
DX15TH120W	1200	15	38	300	60	72.00	17.50	54
DX15TM67,5W	675	15	32	337.5	60	40.50	9.20	56
DX15TM62,5W	625	15	32	312.5	60	37.50	8.60	56
DX15TM60W	600	15	32	300	60	36.00	8.20	56
<b>Cross Tees - Unslotted</b>								
DX15TM31,25W	312.5	15	32	-	60	18.75	4.30	70
DX15TM30W	300	15	32	-	60	18.00	4.10	70


Available in Matt Black (LM), Metal 06 for an additional charge. Special colours on request.



**Section Drawings**

**DONN® DX15**

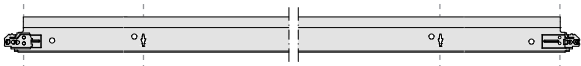
**Main Runners** (bulb-to-bulb connection)



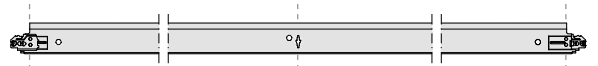
Length					
3750	78.125	156.25	21 x 156.25	156.25	78.125
3700	50	100	34 x 100	100	50
3700	337.5	67.5	2 x 675	67.5	337.5

**DONN® DX15**


**Cross Tees** (stab system - but cut SG)



Length			
1350	337.5	2 x 337.5	337.5
1250	312.5	2 x 312.5	312.5
1200	300	2 x 300	300

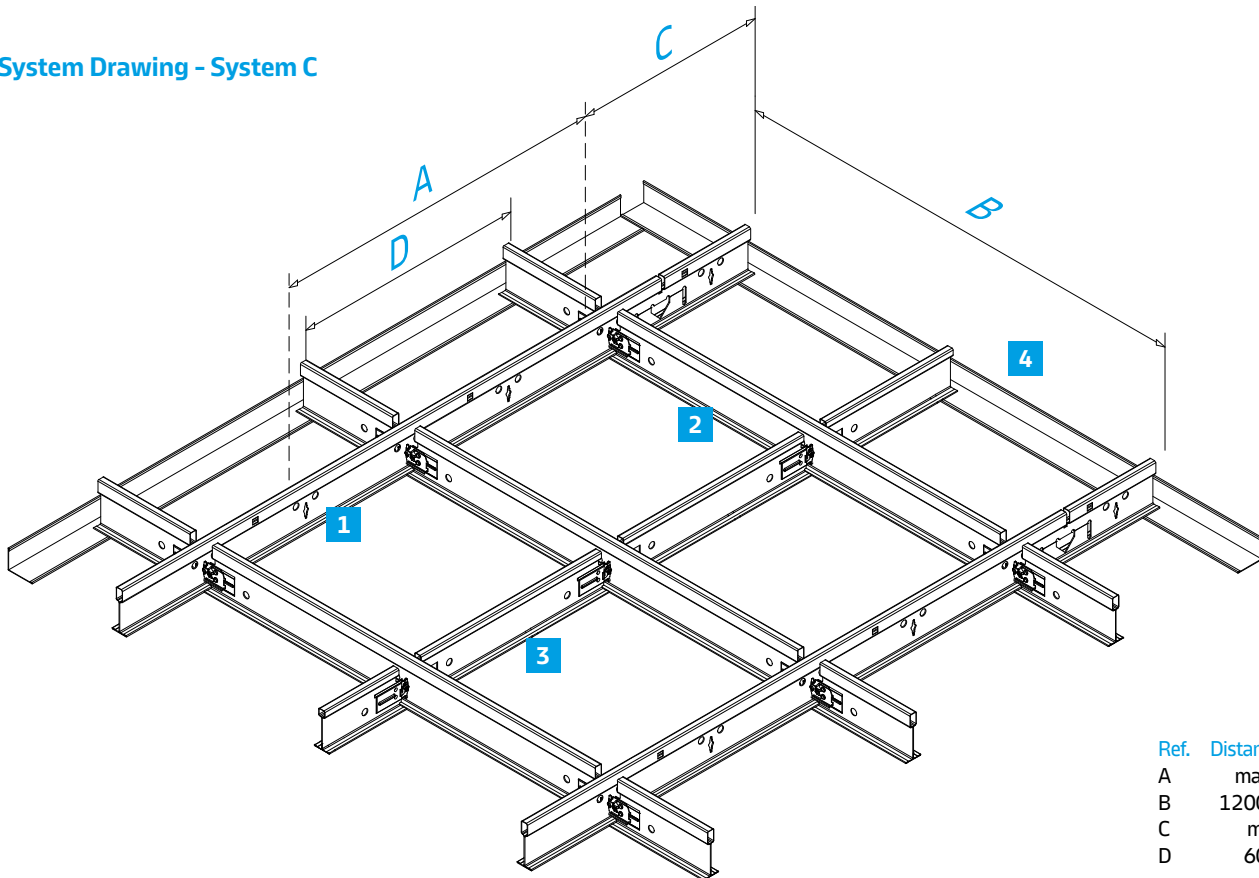


Length		
675	337.5	337.5
625	312.5	312.5
600	300	300



Length	
	312.5 / 300

**System Drawing - System C**



Ref.	Distance (mm)
A	max. 1500
B	1200/1250
C	max. 400
D	600/625

Material required per m<sup>2</sup> (no waste included)



No.	Description	Item reference	Module 600 x 600	Module 625 x 625	Module 1200 x 600	Module 1250 x 625
1	Main Runner	DX15XH370W DX15XH375W	0.84 lm -	- 0.80 lm	0.84 lm -	- 0.80 lm
2	Long Cross Tee	DX15TH120W DX15TH125W	1.67 lm -	- 1.60 lm	1.67 lm -	- 1.60 lm
3	Short Cross Tee	DX15TM60W DX15TM62,5W	0.84 lm -	- 0.80 lm	- -	- -
4	Perimeter trim	-	Dependent on room dimensions (approx. 0.6 lm/m <sup>2</sup> )			
	Hanger	-	0.70 pcs	0.64 pcs	0.70 pcs	0.64 pcs
	Retaining Clip	-	5.56 pcs	5.56 pcs	5.56 pcs	5.56 pcs
	Tiles	-	2.78 pcs	2.56 pcs	1.39 pcs	1.28 pcs

## Load Table












Maximum permissible weight (kg/m<sup>2</sup>)

Main Runner distances	1200 mm	1250 mm	600 mm	625 mm
Hanger distance A (mm)	Module 600x600, 1200x600	Module 625x625, 1250x625	Module 600x600, 1200x600	Module 625x625, 1250x625
800	9.6	8.5	25.0	25.0
1000	9.6	8.5	25.0	25.0
1200	9.0	8.5	18.4	18.4
1500	4.1	4.0	9.2	9.2

**Note:**  
The load per m<sup>2</sup> must be evenly distributed (no extra point loads). After loading, the deflection will remain within the permitted deflection according to class 1 (L/500) of EN 13964, provided the grid is laid out as shown.

For other grid layouts, load capacities or hanger distances, please contact Knauf Ceiling Solutions.

Characteristics	Detailed information
<b>Fire reaction</b> 	Euroclass <b>A1</b> as per EN 13501-1
<b>Indoor air quality</b> 	 A+  ISO 3
<b>Cleanability</b>	  
<b>Sustainability</b>	 up to 25%  EPD  full scope  credits to credits

All measurements in millimetres. All sizes are nominal.  
Cross Tee alignment is achieved by locating the tees to the left-hand side of the adjoining section.Products may vary from country to country. Please contact your local sales representative.  
For further information and legal notice, please visit our website.