

# Environmental product declaration

in accordance with ISO 14025 and EN 15804+A2

Knauf Clima Board



---



---

EPD-Global

**Owner of the declaration:**

Knauf A/S

**Product:**

Knauf Clima Board

**Declared unit:**

1 m<sup>2</sup>

**This declaration is based on Product Category Rules:**

CEN Standard EN 15804:2012+A2:2019 serves as core PCR

NPCR 010:2022 Part B for building boards

**Program operator:**

EPD-Global

**Declaration number:**

NEPD-12616-12797

**Issue date:**

10.10.2025

**Latest revision**

v Date: 25.02.2026

**Valid to:**

10.10.2030

**EPD software:**

LCAno EPD generator ID: 1453000

## General information

### Product

Knauf Clima Board

### Program operator:

EPD-Global  
Post Box 5250 Majorstuen, 0303 Oslo, Norway  
Phone: +47 977 22 020  
web: [www.epd-global.com](http://www.epd-global.com)

### Declaration number:

NEPD-12616-12797

### This declaration is based on Product Category Rules:

CEN Standard EN 15804:2012+A2:2019 serves as core PCR  
NPCR 010:2022 Part B for building boards

### Statement of liability:

The owner of the declaration shall be liable for the underlying information and evidence. EPD-Global shall not be liable with respect to manufacturer information, life cycle assessment data and evidences.

### Declared unit:

1 m<sup>2</sup> Knauf Clima Board

### Declared unit with option:

A1-A3, A4, A5, C1, C2, C3, C4, D

### Functional unit:

1 m<sup>2</sup> of installed Knauf Clima Board with a thickness of 9,5 mm and area density of 7,5 kg/m<sup>2</sup>

### General information on verification of EPD from EPD tools:

Independent verification of data, other environmental information and the declaration according to ISO 14025:2010, § 8.1.3 and § 8.1.4. Verification of each EPD is made according to EPD-Global's guidelines for verification and approval requiring that tools are i) integrated into the company's environmental management system, ii) the procedures for use of the EPD tool are approved by EPD-Global, and iii) the process is reviewed annually by an independent third party verifier. See Appendix G of EPD-Global's General Programme Instructions for further information on EPD tools

### Verification of EPD tool:

Independent third party verification of the EPD tool, background data and test-EPD in accordance with EPD-Global's procedures and guidelines for verification and approval of EPD tools.

Third party verifier:

Elisabet Amat, GREENIZE projects

(no signature required)

### Owner of the declaration:

Knauf A/S  
Contact person: Line Nielsen  
Phone: 9657 3000  
e-mail: [Kundeservice-dk@knauf.com](mailto:Kundeservice-dk@knauf.com)

### Manufacturer:

Knauf A/S

### Place of production:

Knauf A/S  
Kløvermarksvej 6  
9500 Hobro, Denmark

### Management system:

ISO 14001, 45001 and 9001. Certificate no. 05994-2003-AE-DEN-DANAK; 05995-2003-AHSO-DEN-DANAK; 05165-2000-AQ-DEN-DANAK

### Organisation no:

DK54050313

### Issue date:

10.10.2025

### Valid to:

10.10.2030

### Year of study:

2025

### Comparability:

EPD of construction products may not be comparable if they not comply with EN 15804 and seen in a building context.

### Development and verification of EPD:

The declaration is created using EPD tool lca.tools ver EPD2022.03, developed by LCA.no. The EPD tool is integrated in the company's management system, and has been approved by EPD-Global.  
NEPDT96 Knauf

Developer of EPD: Line Nielsen

Reviewer of company-specific input data and EPD: Malene Menne

### Approved:

Håkon Hauan, CEO EPD-Global

## Product

### Product description:

Knauf Clima Board is a glass fibre reinforced, impregnated and windresistant plasterboard. The product is diffusion-permable. Knauf Clima Board is produced in various widths and lengths, but with the same thickness. Therefore there are no variants of the product per square meter.

Knauf Clima Board is manufactured using 100% renewable electricity and biomethane from guarantees of origin (GOs).

### Product specification

The main product components and packaging are shown in the tables below.

The product contains no substances given by the REACH Candidate list.

Materials	Value	Unit
Cardboard - recycled	4	%
Gypsum stucco	44	%
Gypsum stucco - recycled	30	%
Gypsum stucco - internal scrap	8	%
Water	12	%
Additives and chemicals	1	%
Glass fibre - recycled	<1	%
Packaging - plastic	4	%
Packaging - gypsum joists	96	%

### Technical data:

The Knauf Clima Board is produced according to EN 520 and classified as type EH2.

Reaction to fire: A2-s1,d0.

A full overview of the technical specifications can be found on [www.knauf.com](http://www.knauf.com).

### Market:

Knauf Clima Board is manufactured and sold in Denmark. It can also be distributed to other countries.

### Reference service life, product

The reference service life is defined as 60 years according to NPCR 010 Part B for building boards.

### Reference service life, building or construction works

The reference service life is defined as 60 years according to NPCR 010 Part B for building boards.

## LCA: Calculation rules

### Declared unit:

1 m<sup>2</sup> Knauf Clima Board

### Cut-off criteria:

All major raw materials and all the essential energy is included. The production processes for raw materials and energy flows with very small amounts (less than 1%) are not included when specific information are missing. These cut-off criteria do not apply for hazardous materials and substances.

### Allocation:

The allocation is made in accordance with the provisions of EN 15804. Incoming energy and water and waste production in-house is allocated equally among all products through mass allocation. Effects of primary production of recycled materials is allocated to the main product in which the material was used. The recycling process and transportation of the material is allocated to this analysis.

### Data quality:

Specific data for the product composition are provided by the manufacturer. The data represent the production of the declared product and were collected for EPD development in the year of study. Background data is based on EPDs according to EN 15804 and different LCA databases. The data quality of the raw materials in A1 is presented in the table below.

Data is based on a full year of production in 2025 from Knauf production site in Hobro.

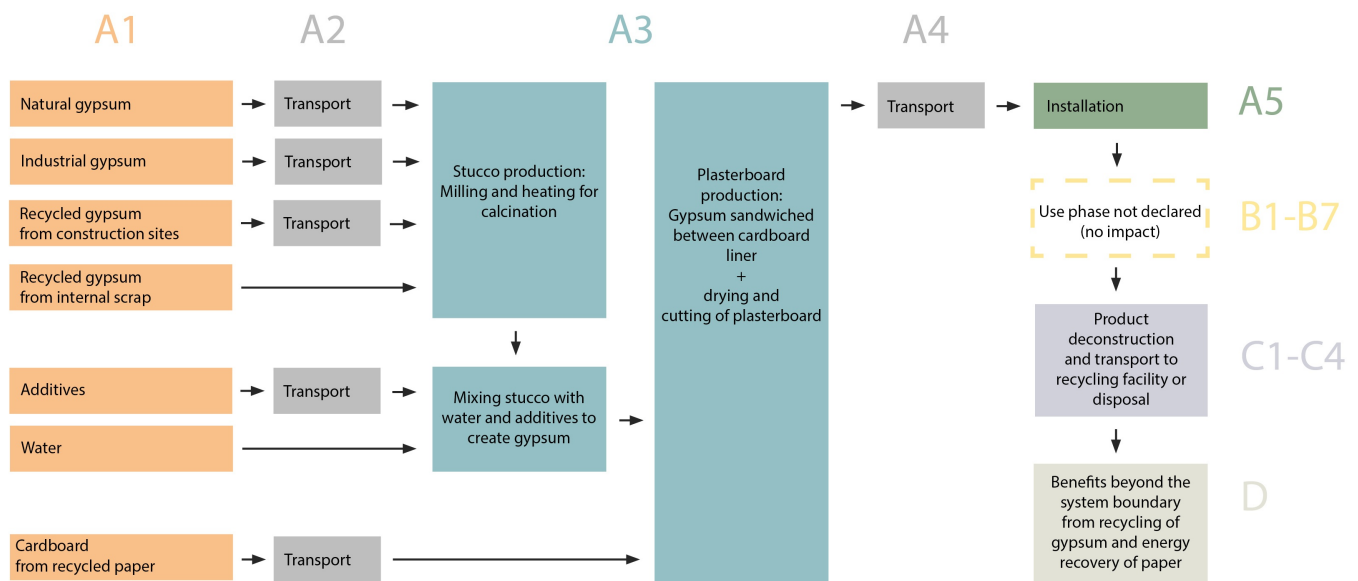
Materials	Source	Data quality	Year
Additives	ecoinvent 3.10.1	Database	2023
Additives	EPD-EFC-20210195-IBG1-EN	EPD	2021
Binders and Resins	ecoinvent 3.10.1	Database	2023
Cement	S-P-06380	EPD	2020
Chemical	ecoinvent 3.10.1	Database	2023
Chemical	ecoinvent 3.11	Database	2024
Emissions and waste streams	LCA.no	Database	2024
Gypsum	ecoinvent 3.10.1	Database	2023
Gypsum	LCA.no	Database	2024
Gypsum	Supplier	Specific	2019
Others	LCA.no	Database	2024
Packaging - Plastic	ecoinvent 3.10.1	Database	2023
Recycled cardboard	S-P-08304	EPD	2021
Recycled gypsum	LCA.no	Database	2024
Silicon products	Ecoinvent 3.10.1	Database	2023
Water	ecoinvent 3.10.1	Database	2023

### System boundaries (X=included, MND=module not declared, MNR=module not relevant)

Product stage			Construction installation stage		Use stage								End of life stage				Beyond the system boundaries
Raw materials	Transport	Manufacturing	Transport	Assembly	Use	Maintenance	Repair	Replacement	Refurbishment	Operational energy use	Operational water use	De-construction demolition	Transport	Waste processing	Disposal	Reuse-Recovery-Recycling-potential	
A1	A2	A3	A4	A5	B1	B2	B3	B4	B5	B6	B7	C1	C2	C3	C4	D	
X	X	X	X	X	MND	MND	MND	MND	MND	MND	MND	X	X	X	X	X	

#### System boundary:

The EPD is based on an LCA including cradle-to-gate with options A1-A3, A4, A5, C1, C2, C3, C4, D. Flow chart for life cycle with system boundaries are shown in the figure below. Use phase B1-B7 is not declared, since the product has a reference service life of 60 years with no assumed requirements for maintenance, repair, replacement, or refurbishment throughout this period. Modul D is also declared outside the life cycle with material and energy substitution from net recovery and is further explained in the scenarios.



#### Additional technical information:

The gypsum stucco is a mix of natural gypsum mined in Spain (53%), external post-consumer recycled gypsum from construction sites (36%), internal recycled gypsum from production (10%) and industrial gypsum/Flue Gas Desulphurization (FGD) material from coal based power plants in northern Europe (1%).

## LCA: Scenarios and additional technical information

The following information describe the scenarios in the different modules of the EPD.

Transport from production place to user (A4)

The transport from manufacturing site in Hobro to the construction site is calculated based on a 100km scenario.

Assembly (A5)

Material loss from installation calculated at 5%.

Use stage (B1-B7)

Not declared. The product has a reference service life of 60 years with no assumed requirements for maintenance, repair, replacement, or refurbishment throughout this period.

De-construction demolition (C1)

The plaster board is dismantled by hand.

Transport to waste processing (C2)

The transport of gypsum waste from construction site to recycling company is calculated based on a 200km scenario.

Waste processing and disposal (C3-C4)

Split end-of-life scenario is based on latest national statistics for gypsum waste with 99% going to recycling and 1% going to landfill (2022). The recycling process of gypsum waste includes separation of the gypsum core from the cardboard liner. The gypsum core is crushed and sent to recycling into new plasterboard production. The paper part is incinerated with energy recovery.

Benefits and loads beyond the system boundaries (D)

The gypsum part of the product is recycled as gypsum and avoids mining and production of natural gypsum. This can be done at Knauf and recycled in new plaster boards. The recovered energy from incineration of paper avoids the production of primary heat or electricity at power plants.

Transport from production place to user (A4)	Capacity utilisation (incl. return) %	Distance (km)	Fuel/Energy Consumption	Unit	Value (Liter/tonne)
Truck, Diesel, 69.2 % Capacity Utilisation, Class50, EURO 6 (km)	69.2 %	100.00	0.008	l/tkm	0.80
Assembly (A5)	Unit	Value			
Electricity, Denmark (kWh) - ecoinvent 3.10.1	kWh	0.000333			
Material loss in installation	Units	0.05			
Waste, packaging, plastic film (LDPE), to average treatment (kg)	kg	0.00718			
Waste, Gypsum joists to recycling (kg)	kg	0.253			
De-construction demolition (C1)	Unit	Value			
Primary gypsum, 99% sent to recycling and 1% sent to landfill (kg)	kg	4.60			
Recycled gypsum, 99% sent to recycling and 1% sent to landfill (kg)	kg	2.58			
Paper liner sent to waste treatment (kg)	kg	0.32			
Transport to waste processing (C2)	Capacity utilisation (incl. return) %	Distance (km)	Fuel/Energy Consumption	Unit	Value (Liter/tonne)
Truck, Diesel, 69.2 % Capacity Utilisation, Class50, EURO 6 (km)	69.2 %	200.00	0.008	l/tkm	1.60
Waste processing (C3)	Unit	Value			
Sorting of waste gypsum plasterboard at sorting plant (kg)	kg	7.50			
Gypsum to recycling	kg	7.11			
Waste treatment per kg Paperboard, incineration with fly ash extraction - C3 (kg)	kg	0.32			
Disposal (C4)	Unit	Value			
Landfilling of gypsum	kg	0.0718			
Landfilling of ashes from incineration of Paperboard, process per kg ashes and residues - C4 (kg)	kg	0.005718			
Benefits and loads beyond the system boundaries (D)	Unit	Value			
Substitution of natural gypsum (kg)	kg	4.47			
Substitution of thermal energy, district heating (MJ)	MJ	3.96			
Substitution of electricity (MJ)	MJ	0.2618			

## LCA: Results

The LCA results are presented below for the declared unit defined on page 2 of the EPD document. The result tables are given using a market-based approach for foreground system (A3). More information about transparent reporting of electricity in the additional requirements section.

Environmental impact										
Indicator	Unit	A1-A3	A4	A5	C1	C2	C3	C4	D	
GWP-total	kg CO <sub>2</sub> -eq	4.46E-01	4.12E-02	5.15E-02	0.00E+00	8.24E-02	3.97E-01	1.14E-03	-3.36E-02	
GWP-fossil	kg CO <sub>2</sub> -eq	6.35E-01	4.11E-02	4.19E-02	0.00E+00	8.23E-02	1.63E-02	1.14E-03	-3.28E-02	
GWP-biogenic	kg CO <sub>2</sub> -eq	-1.93E-01	3.97E-05	9.41E-03	0.00E+00	7.95E-05	3.81E-01	4.29E-06	-5.99E-05	
GWP-luluc	kg CO <sub>2</sub> -eq	4.14E-03	2.86E-05	2.13E-04	0.00E+00	5.72E-05	9.36E-06	2.58E-07	-7.95E-04	
ODP	kg CFC11 -eq	5.92E-08	7.66E-10	3.29E-09	0.00E+00	1.53E-09	2.38E-09	6.00E-11	-1.67E-03	
AP	mol H+ -eq	1.43E-02	1.33E-04	7.51E-04	0.00E+00	2.66E-04	1.50E-04	9.29E-06	-4.28E-04	
EP-FreshWater	kg P -eq	1.10E-04	5.03E-06	6.56E-06	0.00E+00	1.01E-05	4.42E-07	1.21E-06	-2.16E-06	
EP-Marine	kg N -eq	1.79E-03	3.52E-05	1.01E-04	0.00E+00	7.04E-05	5.95E-05	2.39E-06	-1.45E-04	
EP-Terrestrial	mol N -eq	1.93E-02	3.80E-04	1.09E-03	0.00E+00	7.59E-04	6.35E-04	2.60E-05	-1.84E-03	
POCP	kg NMVOC -eq	6.00E-03	2.16E-04	3.54E-04	0.00E+00	4.32E-04	1.62E-04	9.07E-06	-4.31E-04	
ADP-minerals&metals <sup>1</sup>	kg Sb-eq	1.29E-04	2.21E-07	6.49E-06	0.00E+00	4.41E-07	1.15E-07	3.37E-09	-3.15E-07	
ADP-fossil <sup>1</sup>	MJ	1.06E+01	6.74E-01	6.83E-01	0.00E+00	1.35E+00	2.50E-01	2.01E-02	-4.63E-01	
WDP <sup>1</sup>	m <sup>3</sup>	1.55E+00	5.33E-03	1.02E+00	0.00E+00	1.07E-02	1.86E+01	4.15E-02	-6.75E+00	







GWP-total = Global Warming Potential total; GWP-fossil = Global Warming Potential fossil fuels; GWP-biogenic = Global Warming Potential biogenic; GWP-luluc = Global Warming Potential land use and land use change; ODP = Depletion potential of the stratospheric ozone layer; AP = Acidification potential, Accumulated Exceedance; EP-freshwater = Eutrophication potential, fraction of nutrients reaching freshwater end compartment; EP-marine = Eutrophication potential, fraction of nutrients reaching marine end compartment; EP-terrestrial = Eutrophication potential, Accumulated Exceedance; POCP = Formation potential of tropospheric ozone; ADP-minerals&metals = Abiotic depletion potential for non-fossil resources; ADP-fossil = Abiotic depletion for fossil resources potential; WDP = Water (user) deprivation potential, deprivation-weighted water consumption

"Reading example: 9.0 E-03 = 9.0\*10<sup>-3</sup> = 0.009"

1. The results of this environmental impact indicator shall be used with care as the uncertainties on these results are high or as there is limited experienced with the indicator

### Remarks to environmental impacts

The LCA results in the EPD are calculated using a specific methodological approach for accounting energy resources, see the additional requirements section for more information. In this EPD the following approach was used: Market-based approach.

Additional environmental impact indicators										
Indicator	Unit	A1-A3	A4	A5	C1	C2	C3	C4	D	
 PM	Disease incidence	5.24E-08	7.66E-09	5.56E-09	0.00E+00	1.53E-08	3.16E-08	1.36E-10	-1.58E-08	
 IRP <sup>2</sup>	kgBq U235 -eq	2.51E-02	1.21E-03	1.66E-03	0.00E+00	2.42E-03	3.05E-03	3.88E-05	-2.94E-03	
 ETP-fw <sup>1</sup>	CTUe	3.64E+00	1.24E-01	2.48E-01	0.00E+00	2.48E-01	7.90E-01	1.83E-02	-1.17E+01	
 HTP-c <sup>1</sup>	CTUh	1.68E-10	0.00E+00	1.00E-11	0.00E+00	0.00E+00	2.80E-11	0.00E+00	-3.70E-11	
 HTP-nc <sup>1</sup>	CTUh	6.98E-09	7.66E-10	5.45E-10	0.00E+00	1.53E-09	1.01E-09	3.40E-11	-1.84E-09	
 SQP <sup>1</sup>	dimensionless	6.64E+00	1.17E+00	5.41E-01	0.00E+00	2.33E+00	1.07E-01	5.16E-02	-2.66E+00	

PM = Particulate Matter emissions; IRP = Ionizing radiation – human health; ETP-fw = Eco toxicity – freshwater; HTP-c = Human toxicity – cancer effects; HTP-nc = Human toxicity – non cancer effects; SQP = Potential Soil Quality Index (dimensionless)

"Reading example: 9.0 E-03 = 9.0\*10<sup>-3</sup> = 0.009"

1. The results of this environmental impact indicator shall be used with care as the uncertainties on these results are high or as there is limited experienced with the indicator
2. This impact category deals mainly with the eventual impact of low dose ionizing radiation on human health of the nuclear fuel cycle. It does not consider effects due to possible nuclear accidents, occupational exposure nor due to radioactive waste disposal in underground facilities. Potential ionizing radiation from the soil, from radon and from some construction materials is also not measured by this indicator.

Resource use										
Indicator	Unit	A1-A3	A4	A5	C1	C2	C3	C4	D	
PERE	MJ	4.85E+00	1.70E-02	2.52E-01	0.00E+00	3.40E-02	8.84E-02	5.79E-04	-2.04E+00	
PERM	MJ	1.92E-01	0.00E+00	2.95E-03	0.00E+00	0.00E+00	-1.33E-01	0.00E+00	0.00E+00	
PERT	MJ	5.05E+00	1.70E-02	2.55E-01	0.00E+00	3.40E-02	-4.46E-02	5.79E-04	-2.04E+00	
PENRE	MJ	8.54E+00	4.41E-01	5.44E-01	0.00E+00	8.82E-01	2.50E-01	2.01E-02	-4.63E-01	
PENRM	MJ	1.75E+00	0.00E+00	-2.20E-01	0.00E+00	0.00E+00	-5.62E-02	0.00E+00	0.00E+00	
PENRT	MJ	1.03E+01	4.41E-01	3.24E-01	0.00E+00	8.82E-01	1.94E-01	2.01E-02	-4.63E-01	
SM	kg	2.68E+00	0.00E+00	1.34E-01	0.00E+00	0.00E+00	0.00E+00	0.00E+00	0.00E+00	
RSF	MJ	6.19E+00	6.15E-06	3.09E-01	0.00E+00	1.23E-05	1.83E-03	5.72E-06	-3.55E-04	
NRSF	MJ	1.18E-04	0.00E+00	6.67E-05	0.00E+00	0.00E+00	0.00E+00	1.13E-03	-1.20E-01	
FW	m <sup>3</sup>	2.74E-02	1.55E-04	1.44E-03	0.00E+00	3.10E-04	6.68E-04	3.10E-06	-2.50E-03	

PERE = Use of renewable primary energy excluding renewable primary energy resources used as raw materials; PERM = Use of renewable primary energy resources used as raw materials; PERT = Total use of renewable primary energy resources; PENRE = Use of non renewable primary energy excluding non-renewable primary energy resources used as raw materials; PENRM = Use of non renewable primary energy resources used as raw materials; PENRT = Total use of non renewable primary energy resources; SM = Use of secondary materials; RSF = Use of renewable secondary fuels; NRSF = Use of non-renewable secondary fuels; FW = Net use of fresh water

"Reading example: 9.0 E-03 = 9.0\*10<sup>-3</sup> = 0.009"

End of life - Waste										
Indicator	Unit	A1-A3	A4	A5	C1	C2	C3	C4	D	
HWD	kg	2.50E-02	1.55E-03	1.76E-03	0.00E+00	3.11E-03	0.00E+00	4.52E-03	-2.65E-05	
NHWD	kg	9.94E-01	3.09E-02	7.58E-02	0.00E+00	6.19E-02	0.00E+00	2.60E-01	-8.19E-03	
RWD	kg	1.27E-05	3.00E-07	6.96E-07	0.00E+00	5.99E-07	0.00E+00	2.56E-08	-2.69E-06	

HWD = Hazardous waste disposed; NHWD = Non-hazardous waste disposed; RWD = Radioactive waste disposed

"Reading example: 9.0 E-03 = 9.0\*10<sup>-3</sup> = 0.009"

End of life - Output flow										
Indicator	Unit	A1-A3	A4	A5	C1	C2	C3	C4	D	
CRU	kg	1.29E-04	0.00E+00	6.44E-06	0.00E+00	0.00E+00	0.00E+00	0.00E+00	0.00E+00	
MFR	kg	4.17E-02	0.00E+00	6.14E-01	0.00E+00	0.00E+00	7.11E+00	2.16E-07	0.00E+00	
MER	kg	1.39E-05	0.00E+00	3.91E-01	0.00E+00	0.00E+00	7.82E+00	4.15E-10	0.00E+00	
EEE	MJ	0.00E+00	0.00E+00	1.31E-02	0.00E+00	0.00E+00	2.62E-01	6.95E-06	0.00E+00	
EET	MJ	0.00E+00	0.00E+00	1.98E-01	0.00E+00	0.00E+00	3.96E+00	1.56E-05	0.00E+00	

CRU = Components for re-use; MFR = Materials for recycling; MER = Materials for energy recovery; EEE = Exported energy electrical; EET = Exported energy thermal

"Reading example: 9.0 E-03 = 9.0\*10<sup>-3</sup> = 0.009"

Biogenic Carbon Content		
Indicator	Unit	At the factory gate
Biogenic carbon content in product	kg C	1.19E-01
Biogenic carbon content in accompanying packaging	kg C	-2.05E-05

Note: 1 kg biogenic carbon is equivalent to 44/12 kg CO<sub>2</sub>

## Additional requirements

### Transparent reporting of energy

The table below presents GWPtotal values for energy resources used in the manufacturing phase (A3), calculated with both the location-based and market-based approach. This information is provided for transparency, allowing EPD users to understand the impact of these methodological choices. In this EPD, the following methodology was used in the main results: Market-based approach.

Energy source	Data source	Amount	Unit	GWP-total [kg CO <sub>2</sub> -eq/unit]	SUM [kg CO <sub>2</sub> -eq]
<b>Location based approach</b>					
Electricity, Denmark, low voltage (kWh)	ecoinvent 3.10.1	0.77	kWh	0.1652	0.1272
Gas, Denmark, 63.6% natural gas, 36.7% biogas	Modified ecoinvent 3.10.1	3.85	kWh	0.1943	0.7482
<b>Market based approach</b>					
Electricity, Denmark, Guarantees of origin, validity 2025-2026, 50 % wind, 50% photovoltaic	ecoinvent 3.10.1	0.77	kWh	0.05307	0.04086
Certified biogas, Biogem A/S, Validity 2025	Modified ecoinvent 3.11	3.85	kWh	0.06645	0.2558
Electricity, Denmark, low voltage, residual mix	ecoinvent 3.10.1	0.00	kWh	0.633	0.00
Gas, Europe, residual mix, 100% natural gas	ecoinvent 3.10.1	0.00	kWh	0.2784	0.00

### Dangerous substances

The product contains no substances given by the REACH Candidate list.

### Indoor environment

Not relevant






## Additional Environmental Information

Additional environmental impact indicators required in NPCR Part A for construction products									
Indicator	Unit	A1-A3	A4	A5	C1	C2	C3	C4	D
GWPIOBC	kg CO <sub>2</sub> -eq	8.20E-01	4.12E-02	5.11E-02	0.00E+00	8.24E-02	1.64E-02	1.16E-03	-3.33E-02

GWPIOBC: Global warming potential calculated according to the principle of instantaneous oxidation. In order to increase the transparency of biogenic carbon contribution to climate impact, the indicator GWP-IOBC is required as it declares climate impacts calculated according to the principle of instantaneous oxidation. GWP-IOBC is also referred to as GWP-GHG in context to Swedish public procurement legislation.

## Bibliography

ISO 14025:2010 Environmental labels and declarations - Type III environmental declarations - Principles and procedures.  
 ISO 14044:2006 Environmental management - Life cycle assessment - Requirements and guidelines.  
 EN 15804:2012+A2:2019 Environmental product declaration - Core rules for the product category of construction products.  
 ISO 21930:2017 Sustainability in buildings and civil engineering works - Core rules for environmental product declarations of construction products.  
 ecoinvent v3, Allocation, cut-off by classification, Swiss Centre of Life Cycle Inventories.  
 Iversen et al., (2021) eEPD v2021.09 Background information for EPD generator tool system verification, LCA.no Report number: 07.21  
 Vold, M. et al. (2022) EPD generator for Building boards  
 Background information for EPD generator application and LCA data, LCA.no report number 05.22  
 NPCR Part A: Construction products and services. Ver. 2.0. April 2021, EPD-Norge.  
 NPCR 010 Part B for Building Boards. Ver. 4.0, March 2022, EPD-Norge.

 <small>Powered by EPD-Norway</small>	<b>Program operator and publisher</b> EPD-Global Postboks 5250 Majorstuen, 0303 Oslo, Norway	Phone: +47 977 22 020 e-mail: post@epd-norge.no web: www.epd-global.com
	<b>Owner of the declaration:</b> Knauf A/S Kløvermarksvej 6, 9500 Hobro, Denmark	Phone: 9657 3000 e-mail: Kundeservice-dk@knauf.com web: https://www.knauf.dk/
	<b>Author of the Life Cycle Assessment</b> LCA.no AS Dokka 6A, 1671 Kråkerøy, Norway	Phone: +47 916 50 916 e-mail: post@lca.no web: www.lca.no
	<b>Developer of EPD generator</b> LCA.no AS Dokka 6A, 1671 Kråkerøy, Norway	Phone: +47 916 50 916 e-mail: post@lca.no web: www.lca.no
	ECO Platform ECO Portal	web: www.eco-platform.org web: ECO Portal