

Environmental product declaration

in accordance with ISO 14025 and EN 15804+A2

Knauf Clima Secura Board



EPD-Global

Owner of the declaration:

Knauf A/S

Product:

Knauf Clima Secura Board

Declared unit:

1 m²

This declaration is based on Product Category Rules:

CEN Standard EN 15804:2012+A2:2019 serves as core PCR

NPCR 010:2022 Part B for building boards

Program operator:

EPD-Global

Declaration number:

NEPD-12619-12794

Issue date:

10.10.2025

Latest revision

v Date: 19.02.2026

Valid to:

10.10.2030

EPD software:

LCAno EPD generator ID: 1444150

General information

Product

Knauf Clima Secura Board

Program operator:

EPD-Global
Post Box 5250 Majorstuen, 0303 Oslo, Norway
Phone: +47 977 22 020
web: www.epd-global.com

Declaration number:

NEPD-12619-12794

This declaration is based on Product Category Rules:

CEN Standard EN 15804:2012+A2:2019 serves as core PCR
NPCR 010:2022 Part B for building boards

Statement of liability:

The owner of the declaration shall be liable for the underlying information and evidence. EPD-Global shall not be liable with respect to manufacturer information, life cycle assessment data and evidences.

Declared unit:

1 m² Knauf Clima Secura Board

Declared unit with option:

A1-A3, A4, A5, C1, C2, C3, C4, D

Functional unit:

1 m² of installed Knauf Clima Secura Board with a thickness of 15,5 mm and area density of 12 kg/m²

General information on verification of EPD from EPD tools:

Independent verification of data, other environmental information and the declaration according to ISO 14025:2010, § 8.1.3 and § 8.1.4. Verification of each EPD is made according to EPD-Global's guidelines for verification and approval requiring that tools are i) integrated into the company's environmental management system, ii) the procedures for use of the EPD tool are approved by EPD-Global, and iii) the process is reviewed annually by an independent third party verifier. See Appendix G of EPD-Global's General Programme Instructions for further information on EPD tools

Verification of EPD tool:

Independent third party verification of the EPD tool, background data and test-EPD in accordance with EPD-Global's procedures and guidelines for verification and approval of EPD tools.

Third party verifier:

Elisabet Amat, GREENIZE projects

(no signature required)

Owner of the declaration:

Knauf A/S
Contact person: Line Nielsen
Phone: 9657 3000
e-mail: Kundeservice-dk@knauf.com

Manufacturer:

Knauf A/S

Place of production:

Knauf A/S
Kløvermarksvej 6
9500 Hobro, Denmark

Management system:

ISO 14001, 45001 and 9001. Certificate no. 05994-2003-AE-DEN-DANAK; 05995-2003-AHSO-DEN-DANAK; 05165-2000-AQ-DEN-DANAK

Organisation no:

DK54050313

Issue date:

10.10.2025

Valid to:

10.10.2030

Year of study:

2025

Comparability:

EPD of construction products may not be comparable if they not comply with EN 15804 and seen in a building context.

Development and verification of EPD:

The declaration is created using EPD tool lca.tools ver EPD2022.03, developed by LCA.no. The EPD tool is integrated in the company's management system, and has been approved by EPD-Global.
NEPDT96 Knauf

Developer of EPD: Line Nielsen

Reviewer of company-specific input data and EPD: Malene Menne

Approved:



Håkon Hauan, CEO EPD-Global

Product

Product description:

Knauf Clima Secura Board is a windproof fire protection board with high resistance to moisture for load-bearing facades. The product is diffusion-permeable. Used for load-bearing external walls with 60 minute requirement.

Knauf Clima Secura Board is manufactured using 100% renewable electricity and biomethane from guarantees of origin (GOs).

Product specification

The main product components and packaging are shown in the tables below.

The product contains no substances given by the REACH Candidate list.

| Materials | Value | Unit |
|--------------------------------|-------|------|
| Cardboard - recycled | 3 | % |
| Gypsum stucco | 46 | % |
| Gypsum stucco - recycled | 30 | % |
| Gypsum stucco - internal scrap | 8 | % |
| Water | 11 | % |
| Additives and chemicals | 2 | % |
| Glass fibre - recycled | <1 | % |
| Packaging - plastic | 6 | % |
| Packaging - gypsum joists | 94 | % |

Technical data:

The Knauf Clima Secura Board is produced according to EN 520 and classified as type EFH2.

Reaction to fire: A2-s1,d0.

A full overview of the technical specifications can be found on www.knauf.com.

Market:

Knauf Clima Board is manufactured and sold in Denmark. It can also be distributed to other countries.

Reference service life, product

The reference service life is defined as 60 years according to NPCR 010 Part B for building boards.

Reference service life, building or construction works

The reference service life is defined as 60 years according to NPCR 010 Part B for building boards.

LCA: Calculation rules

Declared unit:

1 m² Knauf Clima Secura Board

Cut-off criteria:

All major raw materials and all the essential energy is included. The production processes for raw materials and energy flows with very small amounts (less than 1%) are not included when specific information are missing. These cut-off criteria do not apply for hazardous materials and substances.

Allocation:

The allocation is made in accordance with the provisions of EN 15804. Incoming energy and water and waste production in-house is allocated equally among all products through mass allocation. Effects of primary production of recycled materials is allocated to the main product in which the material was used. The recycling process and transportation of the material is allocated to this analysis.

Data quality:

Specific data for the product composition are provided by the manufacturer. The data represent the production of the declared product and were collected for EPD development in the year of study. Background data is based on EPDs according to EN 15804 and different LCA databases. The data quality of the raw materials in A1 is presented in the table below.

Data is based on a full year of production in 2025 from Knauf production site in Hobro.

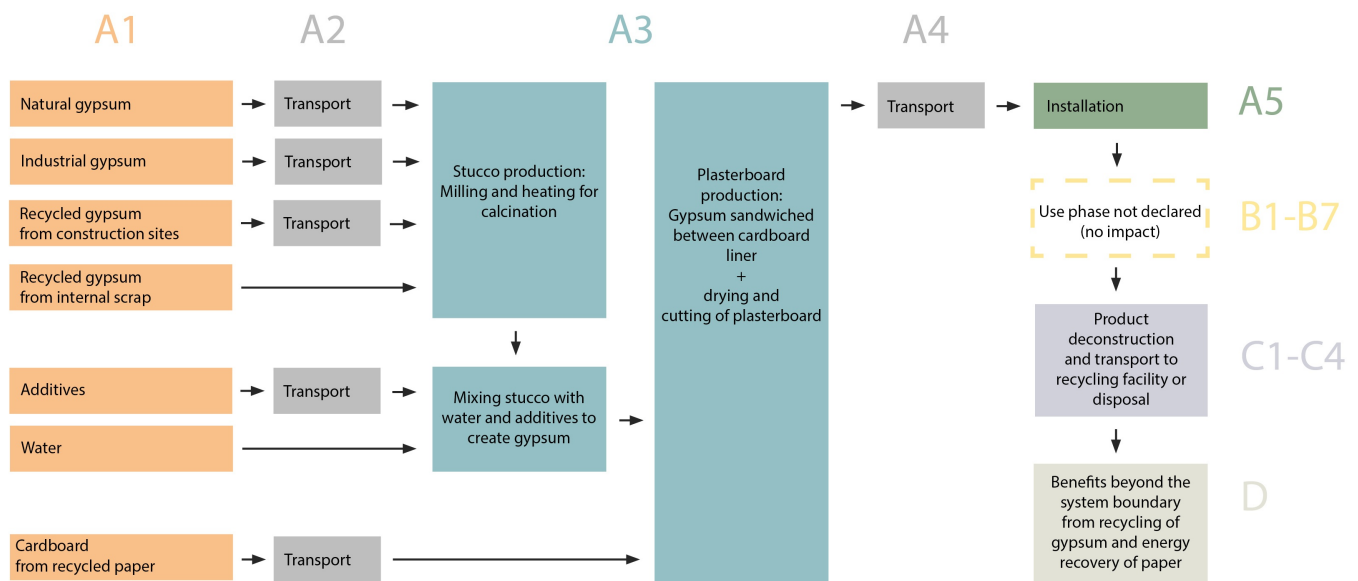
| Materials | Source | Data quality | Year |
|-----------------------------|--------------------------|--------------|------|
| Additives | ecoinvent 3.10.1 | Database | 2023 |
| Additives | EPD-EFC-20210195-IBG1-EN | EPD | 2021 |
| Binders and Resins | ecoinvent 3.10.1 | Database | 2023 |
| Chemical | ecoinvent 3.10.1 | Database | 2023 |
| Emissions and waste streams | LCA.no | Database | 2024 |
| Gypsum | ecoinvent 3.10.1 | Database | 2023 |
| Gypsum | LCA.no | Database | 2024 |
| Gypsum | Supplier | Specific | 2019 |
| Others | LCA.no | Database | 2024 |
| Packaging - Plastic | ecoinvent 3.10.1 | Database | 2023 |
| Recycled cardboard | S-P-08304 | EPD | 2021 |
| Recycled gypsum | LCA.no | Database | 2024 |
| Silicon products | Ecoinvent 3.10.1 | Database | 2023 |
| Water | ecoinvent 3.10.1 | Database | 2023 |

System boundaries (X=included, MND=module not declared, MNR=module not relevant)

| Product stage | | | Construction installation stage | | Use stage | | | | | | | | End of life stage | | | | Beyond the system boundaries |
|---------------|-----------|---------------|---------------------------------|----------|-----------|-------------|--------|-------------|---------------|------------------------|-----------------------|----------------------------|-------------------|------------------|----------|------------------------------------|------------------------------|
| Raw materials | Transport | Manufacturing | Transport | Assembly | Use | Maintenance | Repair | Replacement | Refurbishment | Operational energy use | Operational water use | De-construction demolition | Transport | Waste processing | Disposal | Reuse-Recovery-Recycling-potential | |
| A1 | A2 | A3 | A4 | A5 | B1 | B2 | B3 | B4 | B5 | B6 | B7 | C1 | C2 | C3 | C4 | D | |
| X | X | X | X | X | MND | MND | MND | MND | MND | MND | MND | X | X | X | X | X | |

System boundary:

The EPD is based on an LCA including cradle-to-gate with options A1-A3, A4, A5, C1, C2, C3, C4, D. Flow chart for life cycle with system boundaries are shown in the figure below. Use phase B1-B7 is not declared, since the product has a reference service life of 60 years with no assumed requirements for maintenance, repair, replacement, or refurbishment throughout this period. Modul D is also declared outside the life cycle with material and energy substitution from net recovery and is further explained in the scenarios.



Additional technical information:

The gypsum stucco is a mix of natural gypsum mined in Spain (53%), external post-consumer recycled gypsum from construction sites (36%), internal recycled gypsum from production (10%) and industrial gypsum/Flue Gas Desulphurization (FGD) material from coal based power plants in northern Europe (1%).

LCA: Scenarios and additional technical information

The following information describe the scenarios in the different modules of the EPD.

Transport from production place to user (A4)

The transport from manufacturing site in Hobro to the construction site is calculated based on a 100km scenario.

Assembly (A5)

Material loss from installation calculated at 5%.

Use stage (B1-B7)

Not declared. The product has a reference service life of 60 years with no assumed requirements for maintenance, repair, replacement, or refurbishment throughout this period.

De-construction demolition (C1)

The plaster board is dismantled by hand.

Transport to waste processing (C2)

The transport of gypsum waste from construction site to recycling company is calculated based on a 200km scenario.

Waste processing and disposal (C3-C4)

Split end-of-life scenario is based on latest national statistics for gypsum waste with 99% going to recycling and 1% going to landfill (2022). The recycling process of gypsum waste includes separation of the gypsum core from the cardboard liner. The gypsum core is crushed and sent to recycling into new plasterboard production. The paper part is incinerated with energy recovery.

Benefits and loads beyond the system boundaries (D)

The gypsum part of the product is recycled as gypsum and avoids mining and production of natural gypsum. This can be done at Knauf and recycled in new plaster boards. The recovered energy from incineration of paper avoids the production of primary heat or electricity at power plants.

| Transport from production place to user (A4) | Capacity utilisation (incl. return) % | Distance (km) | Fuel/Energy Consumption | Unit | Value (Liter/tonne) |
|---|---------------------------------------|---------------|-------------------------|-------|---------------------|
| Truck, Diesel, 69.2 % Capacity Utilisation, Class50, EURO 6 (km) | 69.2 % | 100.00 | 0.008 | l/tkm | 0.80 |
| Assembly (A5) | Unit | Value | | | |
| Material loss in installation | Units | 0.05 | | | |
| Waste, packaging, plastic film (LDPE), to average treatment (kg) | kg | 0.00718 | | | |
| Electricity, Denmark (kWh) - ecoinvent 3.10.1 | kWh | 0.000333 | | | |
| Waste, Gypsum joists to recycling (kg) | kg | 0.109 | | | |
| De-construction demolition (C1) | Unit | Value | | | |
| Paper liner sent to waste treatment (kg) | kg | 0.35 | | | |
| Recycled gypsum, 99% sent to recycling and 1% sent to landfill (kg) | kg | 4.19 | | | |
| Primary gypsum, 99% sent to recycling and 1% sent to landfill (kg) | kg | 7.46 | | | |
| Transport to waste processing (C2) | Capacity utilisation (incl. return) % | Distance (km) | Fuel/Energy Consumption | Unit | Value (Liter/tonne) |
| Truck, Diesel, 69.2 % Capacity Utilisation, Class50, EURO 6 (km) | 69.2 % | 200.00 | 0.008 | l/tkm | 1.60 |
| Waste processing (C3) | Unit | Value | | | |
| Waste treatment per kg Paperboard, incineration with fly ash extraction - C3 (kg) | kg | 0.35 | | | |
| Gypsum to recycling | kg | 11.53 | | | |
| Sorting of waste gypsum plasterboard at sorting plant (kg) | kg | 12.00 | | | |
| Disposal (C4) | Unit | Value | | | |
| Landfilling of gypsum | kg | 0.1165 | | | |
| Benefits and loads beyond the system boundaries (D) | Unit | Value | | | |
| Substitution of electricity (MJ) | MJ | 0.2863 | | | |
| Substitution of thermal energy, district heating (MJ) | MJ | 4.33 | | | |
| Substitution of natural gypsum (kg) | kg | 7.38 | | | |

LCA: Results

The LCA results are presented below for the declared unit defined on page 2 of the EPD document. The result tables are given using a market-based approach for foreground system (A3). More information about transparent reporting of electricity in the additional requirements section.

| Environmental impact | | | | | | | | | | |
|----------------------------------|------------------------|-----------|----------|----------|----------|----------|----------|----------|-----------|--|
| Indicator | Unit | A1-A3 | A4 | A5 | C1 | C2 | C3 | C4 | D | |
| GWP-total | kg CO ₂ -eq | 6.32E-01 | 6.52E-02 | 6.65E-02 | 0.00E+00 | 1.30E-01 | 4.68E-01 | 1.17E-03 | -4.26E-02 | |
| GWP-fossil | kg CO ₂ -eq | 8.81E-01 | 6.51E-02 | 5.66E-02 | 0.00E+00 | 1.30E-01 | 2.20E-02 | 1.17E-03 | -4.16E-02 | |
| GWP-biogenic | kg CO ₂ -eq | -2.54E-01 | 6.29E-05 | 9.61E-03 | 0.00E+00 | 1.26E-04 | 4.46E-01 | 1.84E-06 | -1.25E-04 | |
| GWP-luluc | kg CO ₂ -eq | 5.01E-03 | 4.52E-05 | 2.59E-04 | 0.00E+00 | 9.04E-05 | 1.41E-05 | 3.21E-07 | -8.71E-04 | |
| ODP | kg CFC11 -eq | 9.34E-08 | 1.21E-09 | 5.04E-09 | 0.00E+00 | 2.42E-09 | 2.55E-09 | 3.60E-11 | -1.83E-03 | |
| AP | mol H+ -eq | 2.21E-02 | 2.11E-04 | 1.15E-03 | 0.00E+00 | 4.22E-04 | 1.94E-04 | 1.29E-05 | -5.98E-04 | |
| EP-FreshWater | kg P -eq | 1.49E-04 | 7.96E-06 | 8.95E-06 | 0.00E+00 | 1.59E-05 | 1.68E-06 | 1.96E-06 | -5.24E-06 | |
| EP-Marine | kg N -eq | 2.62E-03 | 5.57E-05 | 1.46E-04 | 0.00E+00 | 1.11E-04 | 8.42E-05 | 3.21E-06 | -2.04E-04 | |
| EP-Terrestrial | mol N -eq | 2.83E-02 | 6.01E-04 | 1.56E-03 | 0.00E+00 | 1.20E-03 | 8.23E-04 | 3.44E-05 | -2.65E-03 | |
| POCP | kg NMVOC -eq | 8.95E-03 | 3.41E-04 | 5.16E-04 | 0.00E+00 | 6.83E-04 | 2.16E-04 | 1.26E-05 | -6.22E-04 | |
| ADP-minerals&metals ¹ | kg Sb-eq | 2.08E-04 | 3.49E-07 | 1.05E-05 | 0.00E+00 | 6.98E-07 | 1.42E-07 | 2.29E-09 | -2.66E-04 | |
| ADP-fossil ¹ | MJ | 1.44E+01 | 1.07E+00 | 9.17E-01 | 0.00E+00 | 2.13E+00 | 3.78E-01 | 2.71E-02 | -5.77E-01 | |
| WDP ¹ | m ³ | 2.15E+00 | 8.43E-03 | 1.58E+00 | 0.00E+00 | 1.69E-02 | 2.92E+01 | 1.64E-04 | -1.14E-01 | |

GWP-total = Global Warming Potential total; GWP-fossil = Global Warming Potential fossil fuels; GWP-biogenic = Global Warming Potential biogenic; GWP-luluc = Global Warming Potential land use and land use change; ODP = Depletion potential of the stratospheric ozone layer; AP = Acidification potential, Accumulated Exceedance; EP-freshwater = Eutrophication potential, fraction of nutrients reaching freshwater end compartment; EP-marine = Eutrophication potential, fraction of nutrients reaching marine end compartment; EP-terrestrial = Eutrophication potential, Accumulated Exceedance; POCP = Formation potential of tropospheric ozone; ADP-minerals&metals = Abiotic depletion potential for non-fossil resources; ADP-fossil = Abiotic depletion for fossil resources potential; WDP = Water (user) deprivation potential, deprivation-weighted water consumption

"Reading example: 9.0 E-03 = 9.0*10⁻³ = 0.009"

1. The results of this environmental impact indicator shall be used with care as the uncertainties on these results are high or as there is limited experienced with the indicator

Remarks to environmental impacts

The LCA results in the EPD are calculated using a specific methodological approach for accounting energy resources, see the additional requirements section for more information. In this EPD the following approach was used: Market-based approach.

| Additional environmental impact indicators | | | | | | | | | | |
|--|-------------------|----------|----------|----------|----------|----------|----------|----------|-----------|--|
| Indicator | Unit | A1-A3 | A4 | A5 | C1 | C2 | C3 | C4 | D | |
| PM | Disease incidence | 7.16E-08 | 1.21E-08 | 8.02E-09 | 0.00E+00 | 2.42E-08 | 5.03E-08 | 1.95E-10 | -2.18E-08 | |
| IRP ² | kgBq U235 -eq | 3.51E-02 | 1.91E-03 | 2.33E-03 | 0.00E+00 | 3.83E-03 | 4.89E-03 | 3.62E-05 | -3.82E-03 | |
| ETP-fw ¹ | CTUe | 5.00E+00 | 1.96E-01 | 3.29E-01 | 0.00E+00 | 3.93E-01 | 8.78E-01 | 1.81E-02 | -2.08E+00 | |
| HTP-c ¹ | CTUh | 2.50E-10 | 0.00E+00 | 1.40E-11 | 0.00E+00 | 0.00E+00 | 3.10E-11 | 0.00E+00 | -3.50E-11 | |
| HTP-nc ¹ | CTUh | 9.03E-09 | 1.21E-09 | 7.00E-10 | 0.00E+00 | 2.42E-09 | 1.01E-09 | 3.30E-11 | -2.05E-09 | |
| SQP ¹ | dimensionless | 8.65E+00 | 1.85E+00 | 7.36E-01 | 0.00E+00 | 3.69E+00 | 1.73E-01 | 6.66E-02 | -2.83E+00 | |

PM = Particulate Matter emissions; IRP = Ionizing radiation – human health; ETP-fw = Eco toxicity – freshwater; HTP-c = Human toxicity – cancer effects; HTP-nc = Human toxicity – non cancer effects; SQP = Potential Soil Quality Index (dimensionless)




"Reading example: 9.0 E-03 = 9.0*10⁻³ = 0.009"

1. The results of this environmental impact indicator shall be used with care as the uncertainties on these results are high or as there is limited experienced with the indicator
2. This impact category deals mainly with the eventual impact of low dose ionizing radiation on human health of the nuclear fuel cycle. It does not consider effects due to possible nuclear accidents, occupational exposure nor due to radioactive waste disposal in underground facilities. Potential ionizing radiation from the soil, from radon and from some construction materials is also not measured by this indicator.

| Resource use | | | | | | | | | | |
|--------------|----------------|----------|----------|-----------|----------|----------|-----------|----------|-----------|--|
| Indicator | Unit | A1-A3 | A4 | A5 | C1 | C2 | C3 | C4 | D | |
| PERE | MJ | 5.21E+00 | 2.69E-02 | 2.73E-01 | 0.00E+00 | 5.38E-02 | 1.41E-01 | 5.71E-04 | -2.24E+00 | |
| PERM | MJ | 2.74E-01 | 0.00E+00 | 1.80E-03 | 0.00E+00 | 0.00E+00 | -2.38E-01 | 0.00E+00 | 0.00E+00 | |
| PERT | MJ | 5.48E+00 | 2.69E-02 | 2.75E-01 | 0.00E+00 | 5.38E-02 | -9.77E-02 | 5.71E-04 | -2.24E+00 | |
| PENRE | MJ | 1.18E+01 | 6.98E-01 | 7.31E-01 | 0.00E+00 | 1.40E+00 | 3.78E-01 | 2.71E-02 | -5.77E-01 | |
| PENRM | MJ | 2.15E+00 | 0.00E+00 | -2.10E-01 | 0.00E+00 | 0.00E+00 | -2.56E-01 | 0.00E+00 | 0.00E+00 | |
| PENRT | MJ | 1.39E+01 | 6.98E-01 | 5.21E-01 | 0.00E+00 | 1.40E+00 | 1.22E-01 | 2.71E-02 | -5.77E-01 | |
| SM | kg | 4.29E+00 | 0.00E+00 | 2.15E-01 | 0.00E+00 | 0.00E+00 | 0.00E+00 | 0.00E+00 | 0.00E+00 | |
| RSF | MJ | 6.19E+00 | 9.73E-06 | 3.10E-01 | 0.00E+00 | 1.95E-05 | 2.82E-03 | 1.63E-07 | -1.32E-04 | |
| NRSF | MJ | 1.89E-04 | 0.00E+00 | 1.35E-05 | 0.00E+00 | 0.00E+00 | 0.00E+00 | 0.00E+00 | -1.31E-01 | |
| FW | m ³ | 3.36E-02 | 2.45E-04 | 1.77E-03 | 0.00E+00 | 4.91E-04 | 8.65E-04 | 0.00E+00 | -2.64E-03 | |






PERE = Use of renewable primary energy excluding renewable primary energy resources used as raw materials; PERM = Use of renewable primary energy resources used as raw materials; PERT = Total use of renewable primary energy resources; PENRE = Use of non renewable primary energy excluding non-renewable primary energy resources used as raw materials; PENRM = Use of non renewable primary energy resources used as raw materials; PENRT = Total use of non renewable primary energy resources; SM = Use of secondary materials; RSF = Use of renewable secondary fuels; NRSF = Use of non-renewable secondary fuels; FW = Net use of fresh water

"Reading example: 9.0 E-03 = 9.0*10⁻³ = 0.009"

| End of life - Waste | | | | | | | | | | |
|---|------|-------|----------|----------|----------|----------|----------|----------|----------|-----------|
| Indicator | Unit | A1-A3 | A4 | A5 | C1 | C2 | C3 | C4 | D | |
|  | HWD | kg | 3.45E-02 | 2.46E-03 | 2.12E-03 | 0.00E+00 | 4.91E-03 | 0.00E+00 | 0.00E+00 | -7.98E-04 |
|  | NHWD | kg | 1.38E+00 | 4.89E-02 | 1.07E-01 | 0.00E+00 | 9.79E-02 | 3.50E-01 | 1.17E-01 | -2.51E-02 |
|  | RWD | kg | 1.57E-05 | 4.74E-07 | 8.65E-07 | 0.00E+00 | 9.48E-07 | 0.00E+00 | 0.00E+00 | -2.10E-06 |

HWD = Hazardous waste disposed; NHWD = Non-hazardous waste disposed; RWD = Radioactive waste disposed

"Reading example: 9.0 E-03 = 9.0*10⁻³ = 0.009"

| End of life - Output flow | | | | | | | | | | |
|---|------|-------|----------|----------|----------|----------|----------|----------|----------|----------|
| Indicator | Unit | A1-A3 | A4 | A5 | C1 | C2 | C3 | C4 | D | |
|  | CRU | kg | 0.00E+00 | 0.00E+00 | 0.00E+00 | 0.00E+00 | 0.00E+00 | 0.00E+00 | 0.00E+00 | 0.00E+00 |
|  | MFR | kg | 6.66E-02 | 0.00E+00 | 6.93E-01 | 0.00E+00 | 0.00E+00 | 1.15E+01 | 0.00E+00 | 0.00E+00 |
|  | MER | kg | 0.00E+00 | 0.00E+00 | 6.00E-01 | 0.00E+00 | 0.00E+00 | 1.20E+01 | 0.00E+00 | 0.00E+00 |
|  | EEE | MJ | 0.00E+00 | 0.00E+00 | 6.59E-06 | 0.00E+00 | 0.00E+00 | 1.10E-04 | 1.13E-05 | 0.00E+00 |
|  | EET | MJ | 0.00E+00 | 0.00E+00 | 4.87E-05 | 0.00E+00 | 0.00E+00 | 7.82E-04 | 2.53E-05 | 0.00E+00 |

CRU = Components for re-use; MFR = Materials for recycling; MER = Materials for energy recovery; EEE = Exported energy electrical; EET = Exported energy thermal

"Reading example: 9.0 E-03 = 9.0*10⁻³ = 0.009"

| Biogenic Carbon Content | | |
|---|------|---------------------|
| Indicator | Unit | At the factory gate |
| Biogenic carbon content in product | kg C | 1.42E-01 |
| Biogenic carbon content in accompanying packaging | kg C | -3.70E-05 |

Note: 1 kg biogenic carbon is equivalent to 44/12 kg CO₂

Additional requirements

Transparent reporting of energy

The table below presents GWPtotal values for energy resources used in the manufacturing phase (A3), calculated with both the location-based and market-based approach. This information is provided for transparency, allowing EPD users to understand the impact of these methodological choices. In this EPD, the following methodology was used in the main results: Market-based approach.

| Energy source | Data source | Amount | Unit | GWP-total [kg CO ₂ -eq/unit] | SUM [kg CO ₂ -eq] |
|---|---------------------------|--------|------|---|------------------------------|
| Location based approach | | | | | |
| Electricity, Denmark, low voltage (kWh) | ecoinvent 3.10.1 | 0.77 | kWh | 0.1652 | 0.1272 |
| Gas, Denmark, 63.6% natural gas, 36.7% biogas | Modified ecoinvent 3.10.1 | 3.85 | kWh | 0.1943 | 0.7482 |
| Market based approach | | | | | |
| Electricity, Denmark, Guarantees of origin, validity 2025-2026, 50 % wind, 50% photovoltaic | ecoinvent 3.10.1 | 0.77 | kWh | 0.05307 | 0.04086 |
| Certified biogas, Biogem A/S, Validity 2025 | Modified ecoinvent 3.11 | 3.85 | kWh | 0.06645 | 0.2558 |
| Electricity, Denmark, low voltage, residual mix | ecoinvent 3.10.1 | 0.00 | kWh | 0.633 | 0.00 |
| Gas, Europe, residual mix, 100% natural gas | ecoinvent 3.10.1 | 0.00 | kWh | 0.2784 | 0.00 |

Dangerous substances

The product contains no substances given by the REACH Candidate list.

Indoor environment

Not relevant






Additional Environmental Information

| Additional environmental impact indicators required in NPCR Part A for construction products | | | | | | | | | |
|--|------------------------|----------|----------|----------|----------|----------|----------|----------|-----------|
| Indicator | Unit | A1-A3 | A4 | A5 | C1 | C2 | C3 | C4 | D |
| GWPIOBC | kg CO ₂ -eq | 1.07E+00 | 6.52E-02 | 6.59E-02 | 0.00E+00 | 1.30E-01 | 2.21E-02 | 1.17E-03 | -4.22E-02 |

GWPIOBC: Global warming potential calculated according to the principle of instantaneous oxidation. In order to increase the transparency of biogenic carbon contribution to climate impact, the indicator GWP-IOBC is required as it declares climate impacts calculated according to the principle of instantaneous oxidation. GWP-IOBC is also referred to as GWP-GHG in context to Swedish public procurement legislation.

Bibliography

ISO 14025:2010 Environmental labels and declarations - Type III environmental declarations - Principles and procedures.
 ISO 14044:2006 Environmental management - Life cycle assessment - Requirements and guidelines.
 EN 15804:2012+A2:2019 Environmental product declaration - Core rules for the product category of construction products.
 ISO 21930:2017 Sustainability in buildings and civil engineering works - Core rules for environmental product declarations of construction products.
 ecoinvent v3, Allocation, cut-off by classification, Swiss Centre of Life Cycle Inventories.
 Iversen et al., (2021) eEPD v2021.09 Background information for EPD generator tool system verification, LCA.no Report number: 07.21
 Vold, M. et al. (2022) EPD generator for Building boards
 Background information for EPD generator application and LCA data, LCA.no report number 05.22
 NPCR Part A: Construction products and services. Ver. 2.0. April 2021, EPD-Norge.
 NPCR 010 Part B for Building Boards. Ver. 4.0, March 2022, EPD-Norge.

| | | |
|---|--|---|
|  <small>Powered by EPD-Norway</small> | Program operator and publisher EPD-Global Postboks 5250 Majorstuen, 0303 Oslo, Norway | Phone: +47 977 22 020 e-mail: post@epd-norge.no web: www.epd-global.com |
|  | Owner of the declaration: Knauf A/S Kløvermarksvej 6, 9500 Hobro, Denmark | Phone: 9657 3000 e-mail: Kundeservice-dk@knauf.com web: https://www.knauf.dk/ |
|  | Author of the Life Cycle Assessment LCA.no AS Dokka 6A, 1671 Kråkerøy, Norway | Phone: +47 916 50 916 e-mail: post@lca.no web: www.lca.no |
|  | Developer of EPD generator LCA.no AS Dokka 6A, 1671 Kråkerøy, Norway | Phone: +47 916 50 916 e-mail: post@lca.no web: www.lca.no |
|  | ECO Platform ECO Portal | web: www.eco-platform.org web: ECO Portal |