


KNAUF

Wallboard CYCL GKB 12,5 mm



NEPD-15425-19009
valid until 10.04.2031

Build on us.

Environmental product declaration

in accordance with ISO 14025 and EN 15804+A2

Knauf Bauplatte CYCL GKB



Owner of the declaration:

Knauf A/S

Product:

Knauf Bauplatte CYCL GKB

Declared unit:

1 m²

This declaration is based on Product Category Rules:

CEN Standard EN 15804:2012+A2:2019 serves as core

PCR

NPCR 010:2022 Part B for building boards

Program operator:

EPD-Global

Declaration number:

NEPD-15425-19009

Issue date:

10.04.2026

Valid to:

10.04.2031

EPD software:

LCAno EPD generator ID: 1442245

General information

Product

Knauf Bauplatte CYCL GKB

Program operator:

EPD-Global
Post Box 5250 Majorstuen, 0303 Oslo, Norway
Phone: +47 977 22 020
web: www.epd-global.com

Declaration number:

NEPD-15425-19009

This declaration is based on Product Category Rules:

CEN Standard EN 15804:2012+A2:2019 serves as core PCR
NPCR 010:2022 Part B for building boards

Statement of liability:

The owner of the declaration shall be liable for the underlying information and evidence. EPD-Global shall not be liable with respect to manufacturer information, life cycle assessment data and evidences.

Declared unit:

1 m² Knauf Bauplatte CYCL GKB

Declared unit with option:

A1-A3, A4, A5, C1, C2, C3, C4, D

Functional unit:

1 m² of installed Knauf Bauplatte CYCL GKB with a thickness of 12.5 mm and area density of 8.9kg/m²

General information on verification of EPD from EPD tools:

Independent verification of data, other environmental information and the declaration according to ISO 14025:2010, § 8.1.3 and § 8.1.4. Verification of each EPD is made according to EPD-Global's guidelines for verification and approval requiring that tools are i) integrated into the company's environmental management system, ii) the procedures for use of the EPD tool are approved by EPD-Global, and iii) the process is reviewed annually by an independent third party verifier. See Appendix G of EPD-Global's General Programme Instructions for further information on EPD tools

Verification of EPD tool:

Independent third party verification of the EPD tool, background data and test-EPD in accordance with EPD-Global's procedures and guidelines for verification and approval of EPD tools.

Third party verifier:

Elisabet Amat, GREENIZE projects

(no signature required)

Owner of the declaration:

Knauf A/S
Contact person: Line Nielsen
Phone: 9657 3000
e-mail: Kundeservice-dk@knauf.com

Manufacturer:

Knauf A/S

Place of production:

Knauf A/S
Kløvermarksvej 6
9500 Hobro, Denmark

Management system:

ISO 14001, 45001 and 9001. Certificate no. 05994-2003-AE-DEN-DANAK; 05995-2003-AHSO-DEN-DANAK; 05165-2000-AQ-DEN-DANAK

Organisation no:

DK54050313

Issue date:

10.04.2026

Valid to:

10.04.2031

Year of study:

2025

Comparability:

EPD of construction products may not be comparable if they not comply with EN 15804 and seen in a building context.

Development and verification of EPD:

The declaration is created using EPD tool lca.tools ver EPD2022.03, developed by LCA.no. The EPD tool is integrated in the company's management system, and has been approved by EPD-Global. NEPD96 Knauf

Developer of EPD: Malene Menne

Reviewer of company-specific input data and EPD: Line Nielsen

Approved:

Håkon Hauan, CEO EPD-Global

Product

Product description:

Knauf Bauplatte CYCL GKB is a gypsum board for basis systems in drywall construction. The board is non-combustible A2. The product can be used in all fields of interior work as cladding of drywall systems without special requirements.

Bauplatte CYCL GKB is manufactured using 100% renewable electricity and biomethane from guarantees of origin (GOs). 50% of the plaster raw material is recycled from post consumer waste, 50% is natural gypsum. In addition to plaster, the board contains paper liner from recycled paper, water and various additives, as indicated in the table below.

Product specification

The main product components and packaging are shown in the tables below.

The product contains no substances given by the REACH Candidate list.

Materials	Value	Unit
Cardboard - recycled	4	%
Gypsum stucco	42	%
Gypsum stucco - recycled	42	%
Gypsum stucco - internal scrap	0	%
Water	11	%
Additives and chemicals	1	%
Glass fibre - recycled	<1	%
Packaging - PE strap	<1	%
Packaging - Wood Pallet	100	%
Packaging - Cardboard	<1	%

Technical data:

Bauplatte CYCL GKB is a type A gypsum board produced according to EN520 and type GKB according to DIN 18180.

Reaction to fire: A2-s1, d0

The technical datasheet can be downloaded from the website. <https://knauf.com>

Market:

Bauplatte CYCL GKB is manufactured in Denmark and imported into the German market.

For the placing on the market of the product in the European Union/European Free Trade Association (EU/EFTA) (with exception of Switzerland) Regulation (EU) No. 305/2011 (CPR) applies. The product needs a declaration of performance taking into consideration EN 520:2009 Gypsum plasterboards - Definitions, requirements and test methods and CE-marking.

Reference service life, product

The reference service life is defined as 60 years according to NPCR 010 Part B for building boards

Reference service life, building or construction works

The reference service life is defined as 60 years according to NPCR 010 Part B for building boards

LCA: Calculation rules

Declared unit:

1 m² Knauf Bauplatte CYCL GKB

Cut-off criteria:

All major raw materials and all the essential energy is included. The production processes for raw materials and energy flows with very small amounts (less than 1%) are not included when specific information are missing. These cut-off criteria do not apply for hazardous materials and substances.

Allocation:

The allocation is made in accordance with the provisions of EN 15804. Incoming energy and water and waste production in-house is allocated equally among all products through mass allocation. Effects of primary production of recycled materials is allocated to the main product in which the material was used. The recycling process and transportation of the material is allocated to this analysis.

Data quality:

Specific data for the product composition are provided by the manufacturer. The data represent the production of the declared product and were collected for EPD development in the year of study. Background data is based on EPDs according to EN 15804 and different LCA databases. The data quality of the raw materials in A1 is presented in the table below.

Specific data for the product composition are provided by the manufacturer. The data represents the production of the declared product and were collected for EPD development in the year of study. Background data is based on EPDs according to EN 15804 and different LCA databases. The data quality of the raw materials in A1 is presented in the table below.

Data is collected from Knauf production site in Hobro, Denmark.

The EPD is based on production data for the year 2025 for energy use and raw material input.

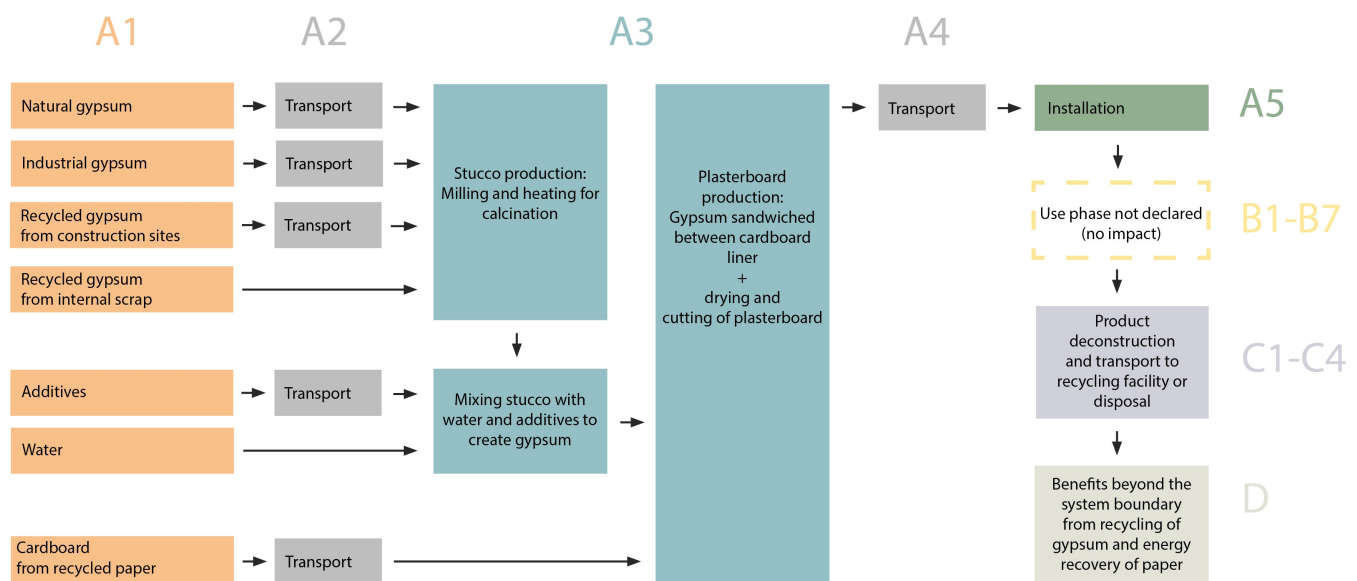
Materials	Source	Data quality	Year
Additives	ecoinvent 3.10.1	Database	2023
Additives	EPD-EFC-20210195-IBG1-EN	EPD	2021
Binders and Resins	ecoinvent 3.10.1	Database	2023
Chemical	ecoinvent 3.10.1	Database	2023
Chemical	ecoinvent 3.11	Database	2024
Emissions and waste streams	LCA.no	Database	2024
Gypsum	ecoinvent 3.10.1	Database	2023
Packaging - Cardboard	ecoinvent 3.10.1	Database	2023
Packaging - Plastic	ecoinvent 3.10.1	Database	2023
Packaging - Wood	ecoinvent 3.10.1	Database	2023
Recycled cardboard	S-P-08304	EPD	2021
Recycled gypsum	LCA.no	Database	2024
Water	ecoinvent 3.10.1	Database	2023

System boundaries (X=included, MND=module not declared, MNR=module not relevant)

Product stage			Construction installation stage		Use stage								End of life stage				Beyond the system boundaries
Raw materials	Transport	Manufacturing	Transport	Assembly	Use	Maintenance	Repair	Replacement	Refurbishment	Operational energy use	Operational water use	De-construction demolition	Transport	Waste processing	Disposal	Reuse-Recovery-Recycling-potential	
A1	A2	A3	A4	A5	B1	B2	B3	B4	B5	B6	B7	C1	C2	C3	C4	D	
X	X	X	X	X	MND	MND	MND	MND	MND	MND	MND	X	X	X	X	X	

System boundary:

The EPD is based on an LCA including cradle-to-gate with options A1-A3, A4, A5, C1, C2, C3, C4, D. Flow chart for life cycle with system boundaries are shown in the figure below. Use phase B1-B7 is not declared, since the product has a reference service life of 60 years with no assumed requirements for maintenance, repair, replacement, or refurbishment throughout this period. Modul D is also declared outside the life cycle with material and energy substitution from net recovery and is further explained in the scenarios.



Additional technical information:

The Bauplatte CYCL GKB contains a gypsum stucco mix of 50% of recycled gypsum from construction sites and 50% of natural gypsum mined in Spain.

LCA: Scenarios and additional technical information

The following information describe the scenarios in the different modules of the EPD.

Transport from production place to user (A4).

For transport, a standard distance of 100 km by truck is assumed. This declaration facilitates the extrapolation of the results in A4 to the real distance.

Assembly (A5)

The installation in the building includes the electricity consumption for fastening the Knauf plasterboard using handheld power screwdrivers. Electricity consumption for screwdriver: 0,0018 kWh.

The material loss at installation comprises 5% of the material of the whole product. All of the cut-off waste is considered to be landfilled.

The wood pallets is reusable. Cardboard and PE straps are assumed incinerated. The credits from this process are reported in module D. In accordance with EN 15804 there is CO2 uptake in A1 which gives a negative contribution, which is counterbalanced in A5.

De-construction demolition (C1)

The plaster board is unscrewed from the substructure using a screwdriver with the same electricity consumption as in A5

Transport to waste processing (C2)

The transport of gypsum waste from demolition site to land deposit is calculated by truck with a transport distance of 100 km. The declaration for 100 km facilitates the extrapolation of the results to the "real" distance

Waste processing and disposal (C3-C4)

The processing of waste is calculated as 100% landfill.

Module D:

Modul D covers the potential benefits of the substitution of natural gypsum by the recycling process. Since the LCA is calculated as gypsum waste going to 100% landfill, module D is not relevant.

Transport from production place to user (A4)	Capacity utilisation (incl. return) %	Distance (km)	Fuel/Energy Consumption	Unit	Value (Liter/tonne)
Truck, Diesel, 69.2 % Capacity Utilisation, Class50, EURO 6 (km)	69.2 %	100.00	0.008	l/tkm	0.80
Assembly (A5)					
	Unit	Value			
Electricity, Denmark (kWh) - ecoinvent 3.10.1	kWh	0.0018			
Material loss in installation	Units	0.05			
Waste, packaging, plastic film (LDPE), to average treatment (kg)	kg	0.00097			
Waste, packaging, folding chipboard, to average treatment (kg)	kg	0.0019			
Waste, packaging, pallet, EUR wooden pallet, reusable, to average treatment (kg)	kg	0.69			
De-construction demolition (C1)					
	Unit	Value			
Default scenario from PCR - demolition and landfill	kg	8.90			
Electricity, Denmark (kWh) - ecoinvent 3.10.1	kWh	0.0018			
Transport to waste processing (C2)					
	Capacity utilisation (incl. return) %	Distance (km)	Fuel/Energy Consumption	Unit	Value (Liter/tonne)
Truck, Diesel, 69.2 % Capacity Utilisation, Class50, EURO 6 (km)	69.2 %	100.00	0.008	l/tkm	0.80
Waste processing (C3)					
	Unit	Value			
Sorting of waste gypsum plasterboard at sorting plant (kg)	kg	8.90			
Disposal (C4)					
	Unit	Value			
Waste, gypsum, to landfill (kg)	kg	8.46			
Waste, municipal solid waste, to landfill (kg) - C4	kg	0.445			
Benefits and loads beyond the system boundaries (D)					
	Unit	Value			
Substitution of electricity (MJ)	MJ	0.02391			
Substitution of thermal energy, district heating (MJ)	MJ	0.3618			

LCA: Results

The LCA results are presented below for the declared unit defined on page 2 of the EPD document. The result tables are given using a market-based approach for foreground system (A3). More information about transparent reporting of electricity in the additional requirements section.

Environmental impact										
Indicator	Unit	A1-A3	A4	A5	C1	C2	C3	C4	D	
GWP-total	kg CO ₂ -eq	-6.92E-01	5.16E-02	1.15E+00	2.97E-04	5.16E-02	7.74E-01	2.80E-01	-2.18E-03	
GWP-fossil	kg CO ₂ -eq	6.40E-01	5.15E-02	5.21E-02	2.79E-04	5.15E-02	8.97E-03	2.67E-01	-2.10E-03	
GWP-biogenic	kg CO ₂ -eq	-1.33E+00	4.98E-05	1.10E+00	1.74E-05	4.98E-05	7.65E-01	1.28E-02	-3.63E-06	
GWP-luluc	kg CO ₂ -eq	3.47E-03	3.58E-05	1.83E-04	1.19E-06	3.58E-05	9.02E-06	8.28E-05	-7.23E-05	
ODP	kg CFC11 -eq	1.88E-08	9.59E-10	1.44E-09	6.00E-12	9.59E-10	1.80E-09	5.69E-09	-1.53E-04	
AP	mol H+ -eq	1.62E-02	1.67E-04	1.46E-02	1.67E-06	1.67E-04	7.80E-05	2.75E-01	-1.83E-05	
EP-FreshWater	kg P -eq	1.18E-04	6.30E-06	9.85E-06	2.05E-07	6.30E-06	4.14E-07	5.99E-05	-3.43E-07	
EP-Marine	kg N -eq	1.93E-03	4.41E-05	1.63E-04	3.01E-07	4.41E-05	2.67E-05	1.17E-03	-5.71E-06	
EP-Terrestrial	mol N -eq	2.10E-02	4.75E-04	1.39E-03	3.63E-06	4.75E-04	3.01E-04	5.00E-03	-6.17E-05	
POCP	kg NMVOC -eq	6.65E-03	2.70E-04	1.30E-03	9.06E-07	2.70E-04	8.18E-05	1.86E-02	-1.71E-05	
ADP-minerals&metals ¹	kg Sb-eq	1.46E-04	2.76E-07	7.42E-06	8.78E-09	2.76E-07	8.47E-08	1.09E-06	-3.44E-08	
ADP-fossil ¹	MJ	9.35E+00	8.44E-01	7.84E-01	4.48E-03	8.44E-01	2.32E-01	4.12E+00	-2.98E-02	
WDP ¹	m ³	1.53E+00	6.67E-03	1.17E+00	5.03E-04	6.67E-03	2.17E+01	1.40E-01	-9.09E-03	

GWP-total = Global Warming Potential total; GWP-fossil = Global Warming Potential fossil fuels; GWP-biogenic = Global Warming Potential biogenic; GWP-luluc = Global Warming Potential land use and land use change; ODP = Depletion potential of the stratospheric ozone layer; AP = Acidification potential, Accumulated Exceedance; EP-freshwater = Eutrophication potential, fraction of nutrients reaching freshwater end compartment; EP-marine = Eutrophication potential, fraction of nutrients reaching marine end compartment; EP-terrestrial = Eutrophication potential, Accumulated Exceedance; POCP = Formation potential of tropospheric ozone; ADP-minerals&metals = Abiotic depletion potential for non-fossil resources; ADP-fossil = Abiotic depletion for fossil resources potential; WDP = Water (user) deprivation potential, deprivation-weighted water consumption

"Reading example: 9.0 E-03 = 9.0*10⁻³ = 0.009"

1. The results of this environmental impact indicator shall be used with care as the uncertainties on these results are high or as there is limited experienced with the indicator

Remarks to environmental impacts







The LCA results in the EPD are calculated using a specific methodological approach for accounting energy resources, see the additional requirements section for more information. In this EPD the following approach was used: Market-based approach.

The result in module A4 presented in the table reflects the distance of 100 km. When using the EPD, the relevant distance from the Knauf plant in Hobro should be applied. For example:

Hamburg: Truck, distance 300 km: Multiply the figure in A4 by 3

Berlin: Truck, distance 700 km: Multiply the figure in A4 by 7

Munich: Truck, 1100 km: Multiply the figure in A4 by 11

Additional environmental impact indicators										
Indicator	Unit	A1-A3	A4	A5	C1	C2	C3	C4	D	
 PM	Disease incidence	6.06E-08	9.59E-09	1.79E-08	1.10E-11	9.59E-09	3.68E-08	2.40E-07	-1.05E-09	
 IRP ²	kgBq U235 -eq	2.25E-02	1.51E-03	2.52E-03	9.95E-05	1.51E-03	3.45E-03	1.91E-02	-2.13E-04	
 ETP-fw ¹	CTUe	3.00E+00	1.55E-01	3.57E-01	1.57E-03	1.55E-01	1.61E-01	3.57E+00	-1.57E-01	
 HTP-c ¹	CTUh	2.53E-10	0.00E+00	2.60E-11	0.00E+00	0.00E+00	9.00E-12	2.59E-10	-3.00E-12	
 HTP-nc ¹	CTUh	7.16E-09	9.59E-10	1.27E-09	9.00E-12	9.59E-10	1.51E-10	1.54E-08	-1.66E-10	
 SQP ¹	dimensionless	2.58E+01	1.46E+00	1.73E+00	7.82E-03	1.46E+00	1.15E-01	5.51E+00	-2.00E-01	

PM = Particulate Matter emissions; IRP = Ionizing radiation – human health; ETP-fw = Eco toxicity – freshwater; HTP-c = Human toxicity – cancer effects; HTP-nc = Human toxicity – non cancer effects; SQP = Potential Soil Quality Index (dimensionless)

"Reading example: 9.0 E-03 = 9.0*10⁻³ = 0.009"

1. The results of this environmental impact indicator shall be used with care as the uncertainties on these results are high or as there is limited experienced with the indicator
2. This impact category deals mainly with the eventual impact of low dose ionizing radiation on human health of the nuclear fuel cycle. It does not consider effects due to possible nuclear accidents, occupational exposure nor due to radioactive waste disposal in underground facilities. Potential ionizing radiation from the soil, from radon and from some construction materials is also not measured by this indicator.

Resource use										
Indicator	Unit	A1-A3	A4	A5	C1	C2	C3	C4	D	
PERE	MJ	6.50E+00	2.13E-02	3.56E-01	6.92E-03	2.13E-02	1.01E-01	3.37E-01	-1.85E-01	
PERM	MJ	1.01E+01	0.00E+00	-9.37E+00	0.00E+00	0.00E+00	-1.71E-01	0.00E+00	0.00E+00	
PERT	MJ	1.66E+01	2.13E-02	-9.01E+00	6.92E-03	2.13E-02	-6.97E-02	3.37E-01	-1.85E-01	
PENRE	MJ	8.44E+00	5.52E-01	7.10E-01	4.48E-03	5.52E-01	2.32E-01	4.12E+00	-2.98E-02	
PENRM	MJ	1.10E+00	0.00E+00	-3.93E-03	0.00E+00	0.00E+00	-3.54E-01	0.00E+00	0.00E+00	
PENRT	MJ	9.54E+00	5.52E-01	7.06E-01	4.48E-03	5.52E-01	-1.22E-01	4.12E+00	-2.98E-02	
SM	kg	4.22E+00	0.00E+00	2.11E-01	0.00E+00	0.00E+00	0.00E+00	0.00E+00	0.00E+00	
RSF	MJ	6.20E+00	7.70E-06	3.10E-01	1.73E-08	7.70E-06	2.09E-03	2.09E-05	-1.07E-05	
NRSF	MJ	1.40E-04	0.00E+00	8.51E-06	0.00E+00	0.00E+00	0.00E+00	0.00E+00	-1.09E-02	
FW	m ³	2.43E-02	1.94E-04	1.27E-03	1.64E-05	1.94E-04	3.38E-04	0.00E+00	-2.11E-04	

PERE = Use of renewable primary energy excluding renewable primary energy resources used as raw materials; PERM = Use of renewable primary energy resources used as raw materials; PERT = Total use of renewable primary energy resources; PENRE = Use of non renewable primary energy excluding non-renewable primary energy resources used as raw materials; PENRM = Use of non renewable primary energy resources used as raw materials; PENRT = Total use of non renewable primary energy resources; SM = Use of secondary materials; RSF = Use of renewable secondary fuels; NRSF = Use of non-renewable secondary fuels; FW = Net use of fresh water

"Reading example: 9.0 E-03 = 9.0*10⁻³ = 0.009"

End of life - Waste										
Indicator	Unit	A1-A3	A4	A5	C1	C2	C3	C4	D	
HWD	kg	2.93E-02	1.94E-03	1.71E-03	2.73E-05	1.94E-03	0.00E+00	2.44E-04	-2.00E-05	
NHWD	kg	9.64E-01	3.87E-02	6.22E-01	9.99E-04	3.87E-02	0.00E+00	1.11E+01	-1.40E-03	
RWD	kg	1.20E-05	3.75E-07	6.73E-07	2.27E-08	3.75E-07	0.00E+00	1.36E-07	-1.51E-07	

HWD = Hazardous waste disposed; NHWD = Non-hazardous waste disposed; RWD = Radioactive waste disposed

"Reading example: 9.0 E-03 = 9.0*10⁻³ = 0.009"

End of life - Output flow										
Indicator	Unit	A1-A3	A4	A5	C1	C2	C3	C4	D	
CRU	kg	0.00E+00	0.00E+00	0.00E+00	0.00E+00	0.00E+00	0.00E+00	0.00E+00	0.00E+00	
MFR	kg	4.94E-02	0.00E+00	2.70E-02	0.00E+00	0.00E+00	0.00E+00	7.73E-06	0.00E+00	
MER	kg	0.00E+00	0.00E+00	4.45E-01	0.00E+00	0.00E+00	8.90E+00	3.38E-09	0.00E+00	
EEE	MJ	0.00E+00	0.00E+00	4.13E-03	0.00E+00	0.00E+00	3.54E-05	8.03E-02	0.00E+00	
EET	MJ	0.00E+00	0.00E+00	2.41E-03	0.00E+00	0.00E+00	5.35E-04	1.47E-02	0.00E+00	

CRU = Components for re-use; MFR = Materials for recycling; MER = Materials for energy recovery; EEE = Exported energy electrical; EET = Exported energy thermal

"Reading example: 9.0 E-03 = 9.0*10⁻³ = 0.009"

Biogenic Carbon Content		
Indicator	Unit	At the factory gate
Biogenic carbon content in product	kg C	1.25E-01
Biogenic carbon content in accompanying packaging	kg C	3.08E-01

Note: 1 kg biogenic carbon is equivalent to 44/12 kg CO₂

Additional requirements

Transparent reporting of energy

The table below presents GWPTotal values for energy resources used in the manufacturing phase (A3), calculated with both the location-based and market-based approach. This information is provided for transparency, allowing EPD users to understand the impact of these methodological choices. In this EPD, the following methodology was used in the main results: Market-based approach.

Electricity mix	Source	Amount	Unit	GWPTotal [kg CO2/Unit]	SUM [kg CO2]
Location-based approach.					
Electricity, Denmark, low voltage (kWh)	ecoinvent 3.10.1	7.70E-01	kWh	1.65E-01	1.27E-01
Gas, Denmark, 63.6% natural gas, 36.7% biogas	Modified ecoinvent 3.10.1	3.85E+00	kWh	1.94E-01	7.48E-01
Market-based approach.					
Electricity, Denmark, Guarantees of origin, validity 2025-2026, 50 % wind, 50% photovoltaic	ecoinvent 3.10.1	7.70E-01	kWh	5.31E-02	4.09E-02
Certified biogas, Biogem A/S, Validity 2025	Modified ecoinvent 3.11	3.85E+00	kWh	6.64E-02	2.56E-01
Electricity, Denmark, low voltage, residual mix	ecoinvent 3.10.1	0.00E+00	kWh	6.33E-01	0.00E+00
Gas, Europe, residual mix, 100% natural gas	ecoinvent 3.10.1	0.00E+00	kWh	2.78E-01	0.00E+00

Dangerous substances

The product contains no substances given by the REACH Candidate list.

Indoor environment

Knauf Bauplatte CYCL GKB is covered by the Danish indoor climate labelling, certificate no 009






Additional Environmental Information

Additional environmental impact indicators required in NPCR Part A for construction products									
Indicator	Unit	A1-A3	A4	A5	C1	C2	C3	C4	D
GWPIOBC	kg CO ₂ -eq	8.29E-01	5.16E-02	6.22E-02	2.81E-04	5.16E-02	9.03E-03	2.80E-01	-2.14E-03

GWPIOBC: Global warming potential calculated according to the principle of instantaneous oxidation. In order to increase the transparency of biogenic carbon contribution to climate impact, the indicator GWP-IOBC is required as it declares climate impacts calculated according to the principle of instantaneous oxidation. GWP-IOBC is also referred to as GWP-GHG in context to Swedish public procurement legislation.

Bibliography

ISO 14025:2010 Environmental labels and declarations - Type III environmental declarations - Principles and procedures.
 ISO 14044:2006 Environmental management - Life cycle assessment - Requirements and guidelines.
 EN 15804:2012+A2:2019 Environmental product declaration - Core rules for the product category of construction products.
 ISO 21930:2017 Sustainability in buildings and civil engineering works - Core rules for environmental product declarations of construction products.
 ecoinvent v3, Allocation, cut-off by classification, Swiss Centre of Life Cycle Inventories.
 Iversen et al., (2021) eEPD v2021.09 Background information for EPD generator tool system verification, LCA.no Report number: 07.21
 Vold, M. et al. (2022) EPD generator for Building boards
 Background information for EPD generator application and LCA data, LCA.no report number 05.22
 NPCR Part A: Construction products and services. Ver. 2.0. April 2021, EPD-Norge.
 NPCR 010 Part B for Building Boards. Ver. 4.0, March 2022, EPD-Norge.

 <small>Powered by EPD-Norway</small>	Program operator and publisher EPD-Global Postboks 5250 Majorstuen, 0303 Oslo, Norway	Phone: +47 977 22 020 e-mail: post@epd-norge.no web: www.epd-global.com
	Owner of the declaration: Knauf A/S Kløvermarksvej 6, 9500 Hobro, Denmark	Phone: 9657 3000 e-mail: Kundeservice-dk@knauf.com web: https://www.knauf.dk/
	Author of the Life Cycle Assessment LCA.no AS Dokka 6A, 1671 Kråkerøy, Norway	Phone: +47 916 50 916 e-mail: post@lca.no web: www.lca.no
	Developer of EPD generator LCA.no AS Dokka 6A, 1671 Kråkerøy, Norway	Phone: +47 916 50 916 e-mail: post@lca.no web: www.lca.no
	ECO Platform ECO Portal	web: www.eco-platform.org web: ECO Portal