


KNAUF

MESH **Sonic Element MT,** **Sky Element Hook MT** *Floating Ceilings – Canopies*



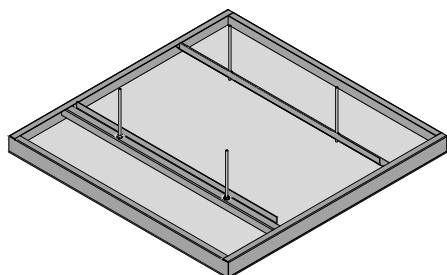
Build on us.



© Szymon Polański

- MESH Sonic Element MT is a fully configurable solution, suspended as a single element with adjustable hanging wires for a quick and easy installation.
- MESH Sky Element Hook MT system is a floating modular solution for optimum flexibility.
- Fully configurable large size panels, installed in a row, with standard and end panels or as single elements.
- Its high open area is perfect for any industrial look inspiration.
- MESH MT (MicroTack Technology) – flat visible side, without upturn, with welded stiffening profiles on all edges.
- Additional design options available as part of our Vario Design range.
- Ideal for showrooms, entrance halls, transport hubs, meeting rooms, retail and waiting areas.

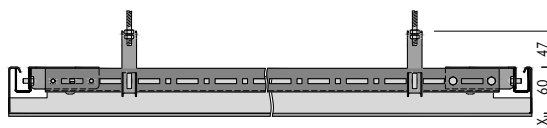
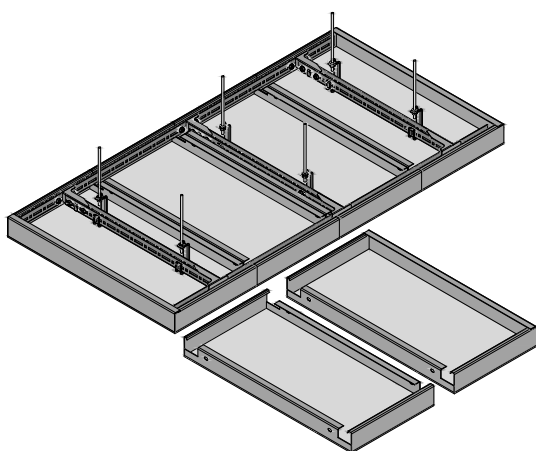
MESH Sonic Element MT



Canopies
 Material post-coated galvanised steel (Y) 1.0 - 1.5 mm
 Edge detail delivered with two reinforcement profiles inside
 Dimensions length (A) 800 – 1200 $\frac{1}{6}$ mm | width (B) RB25: 802 – 1202 $\frac{1}{5}$ mm
 in steps of 8 mm, RB35 / RB55: 800 – 1200 $\frac{1}{5}$ mm
 Panel size max. 1.44 m²

Suspension system
 Standard hanging wires (4000 mm length) or threaded rod M6,
 4 pcs/canopy needed

MESH Sky Element Hook MT





Tiles
 Material post-coated galvanised steel (Y) 1.0 / 1.5 mm
 Edge detail square edged hook-on standard panels with visible short sides
 square edged hook-on end panels with one visible long and short sides
 Dimensions length (A) 585 – 2485 $\frac{1}{6}$ mm in steps of 25 mm |
 width (B) RB25: 298 – 602 $\frac{1}{3}$ mm in steps of 8 mm,
 RB35 / RB55: 247 – 700 $\frac{1}{4}$ mm
 Panel size max. 1.74 m²




Suspension system
 Standard U-Profile cross-connected, for a slim design with concealed grid
 Features megapanel up to =1200 x 1200 mm

MESH Floating Ceilings – Canopies

MESH Sonic Element MT



MESH Sky Element Hook MT



	Standard Patterns				Vario Design Options (on request)							Features	
	KD100	RB25	RB35	RB55	Dimensions	Shapes	Post-coated aluminium	Patterns	RAL colours	Cut-outs	Grid alternatives	Secure function	Hinge-down function
MESH Sonic Element MT		■	■	■	■	■		■	■	■			
MESH Sky Element Hook MT		■	■	■	■			■	■	■			

Characteristic	Detailed information								
Colour / Patterns	 RAL 9010	 RAL 9006	 RAL 9007	 RAL 9005	 RB25 R16 x 8 - 2 x 1 50% open area (X) = 3.0 mm (Y) = 1.0 mm	 RB35 R28 x 10 - 2 x 1.5 58% open area (X) = 3.5 mm (Y) = 1.5 mm	 RB55 R43 x 13 - 2.5 x 1.5 62% open area (X) = 4.0 mm (Y) = 1.5 mm	further RAL & NCS colours on request	further patterns on request
Weight	6.5 - 13 kg/m²								
Fire reaction	Euroclass A2-s1, d0 as per EN 13501-1								
Humidity resistance	90% RH								
Indoor air quality	 A+	 IAC Gold							
Sustainability	 17.3% (2023)								
Cleanability									