

ENVIRONMENTAL PRODUCT DECLARATION

In accordance with ISO 14025, ISO 21930 and EN 15804+A2 for:

Mineral Plus, Mineral Wool Products λ 0.035 W/mK

From

KNAUFINSULATION



Program:	The International EPD® System www.environdec.com
Programme operator:	EPD International AB
EPD registration number:	S-P-04569
Publication date:	2021-09-07
Validity date:	2026-09-07

Programme-related information and verification

The EPD owner has the sole ownership, liability, and responsibility for the EPD.

EPDs within the same product category but from different programmes may not be comparable. EPDs of construction products may not be comparable if they do not comply with EN 15804+A2. For further information about comparability, see EN 15804+A2 and ISO 14025.

Programme:	The International EPD® System EPD International AB Box 210 60 SE-100 31 Stockholm Sweden www.environdec.com info@environdec.com
EPD registration number:	S-P-04569
Published:	2021-09-07
Valid until:	2026-09-07
EPD owner	Knauf Insulation Sprl Rue de Maestricht 95 4600 Visé Belgium
Product Category Rules:	PCR 2019 :14. Construction products (EN 15804+A2) Version 1.1 Sub-PCR-005 Thermal insulation products (EN 16783: 2017)
Product group classification:	UN CPC 37
Reference year for plant data:	2019
Geographical application scope:	Europe

CEN standard EN 15804+A2 serves as the Core Product Category Rules (PCR)
Product category rules (PCR): PCR 2019:14. Construction products (EN 15804+A2) Version 1.1 Sub-PCR005 Thermal insulation products (EN 16783: 2017)
PCR review was conducted by: The Technical Committee of the International EPD@ System
Independent third-party verification of the declaration and data, according to ISO 14025:2006.
<input checked="" type="checkbox"/> EPD process certification <input type="checkbox"/> EPD verification
Certified by: Bureau Veritas certification Sverige AB SE006845-3
Procedure for follow-up of data during EPD validity involves third party verifier:
<input checked="" type="checkbox"/> Yes <input type="checkbox"/> No

An EPD should provide current information and may be updated if conditions change. The stated validity is therefore subject to the continued registration and publication at www.environdec.com.

General information

Information about the company

Description of the organisation:

Knauf Insulation has more than 40 years of experience in the insulation industry and is one of the most respected names in insulation worldwide. Knauf Insulation is manufacturing products and solutions mainly in mineral wool, as well as wood wool. We operate more than 37 manufacturing sites globally in 15 countries and employ more than 5,000 people.

The Headquarters are located in Visé, in Belgium.



Product-related or management system-related certifications:

All Knauf Insulation sites, including the related site for this EPD, are ISO 9001, ISO 14001, ISO 50001 and ISO 45001 certified under the scope "Design, Development and Production of Insulation Materials and Systems".

Knauf Insulation supports the Ten Principles of the United Nations Global Compact on human rights, labor, environment and anti-corruption.

Name and location of production site:

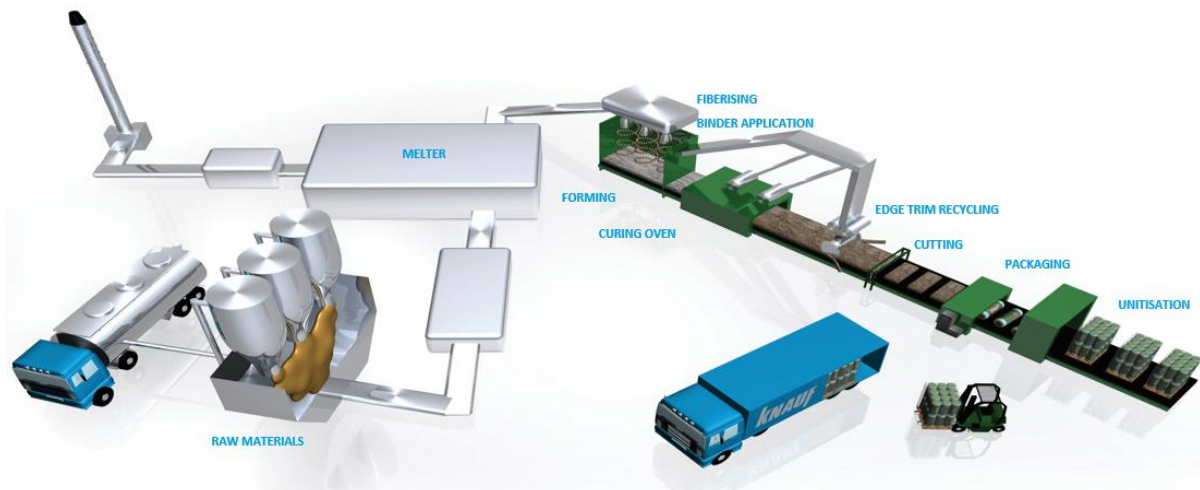
The application in construction of the concerned product is Europe. The data utilized for the production stage life cycle assessment are related to production plants located in Krupka (Czech Republic), Bernburg (Germany) and Visé (Belgium).

Weststraße 1, 06406 Bernburg (Saale), Germany
Pod dolní drahou 110, 417 42 Krupka, Czechia
Rue de Maestricht 95, 4600 Visé

Information about Glass Mineral Wool production

The Mineral Wool Products for (MW) are available in the form of slabs, rolls and boards.

In general, the density for Mineral Wool ranges from 10 to 85 kg/m³ and Mineral Wool consists of at least 92.5% inert material. The inert part is made of recycled material (external cullet, up to 80% of the composition) and mainly sand and dolomite. The remaining fraction (less than or equal to 7.5%) is made of bio-based binder components. At Knauf Insulation, the binder used for the MW products is the ECOSE Technology® binder whose origin is plant starch.



Product information

Product name: Mineral Plus, Mineral Wool Products λ 0.035 W/mK range covers products named as: Mineral Plus FCB 035 KD, Mineral Plus EXT 035, Mineral Plus KP 035, Mineral Plus KP-HB 035, Mineral Plus Frame 035, Mineral Plus 035, Mineral Plus EXT 035V, Mineral Plus INT 035, MPN Plus 035, Mineral Wool 35, MW 35, Mineral Plus Smart Wall Eco, Mineral Wool KP 035.

Product identification: The declared insulation Mineral Plus, Mineral Wool Products λ 0.035 W/mK are a compact glass mineral wool, uncoated, unfaced slab of 1m² (considered for this EPD).

For the placing on the construction products market in the European Union/ EFTA (with exception of Switzerland), the Regulation/ (EU) No 305/2011/ applies. The concerned products need Declarations of Performance /DoP M4222LPCPR, M4335LPCPR, M4220LPCPR taking into consideration the harmonized product standard /EN 13162/ and the /CE-mark/.

Product description: Main applications for Mineral Plus, Mineral Wool Products λ 0.035 W/mK slabs are in external walls (ventilated façade, metal cladding, timber frame), pitched roof, internal partition and suspended ceilings.

UN CPC code:

37990: Non-metallic mineral products (including mineral wool, expanded mineral materials, worked mica, articles of mica, non-electrical

articles of graphite or other carbon and articles of peat).

Geographical scope: The product is manufactured in Bernburg (Germany), Vise (Belgium), Krupka (Czech Republic) with their related country energy mix for electricity. Regarding the market area, the product is mainly marketed in Europe.

Energy:

Electricity mix and gas inputs are taken from Germany, Czech Republic and Belgium specific related country data with reference year 2017 (the latest available in GaBi database). 0.6 kg of CO₂ is released for 1 kwh of Electricity consumption from Krupka (Czech Republic), 0.19 kg of CO₂ is released for 1 kwh of electricity consumption from Vise (Belgium), 0.5 kg CO₂ / kWh of electricity consumption from Bernburg (Germany).

Technical Characteristics:

Parameter	Value
Thermal conductivity/ EN 12667	0.035 W/(mK) at 10°C
Water vapor diffusion resistance (EN 12086)	1
Thermal Resistance (ISO 8301)	2.8 m ² K/W
Reaction to fire (EN 13501-1)	A1
Declared density range/ EN 1602	19.1 kg/m ³ (+/-10%)

LCA information

Functional unit / declared unit

The declared unit is 1m² of unfaced, uncoated Mineral Plus, Mineral Wool Products λ 0.035 W/mK with a thickness of 100 mm. The declared lambda is 0.035 W/mK. The density used for the calculation of this specific LCA is 19.1 kg/m³.

Reference service life: The RSL or durability of Mineral Plus, Mineral Wool Products λ 0.035 W/mK is as long as the lifetime of the building equipment in which it is used (at least 50 years).

Time representativeness & Information on Specific Data:

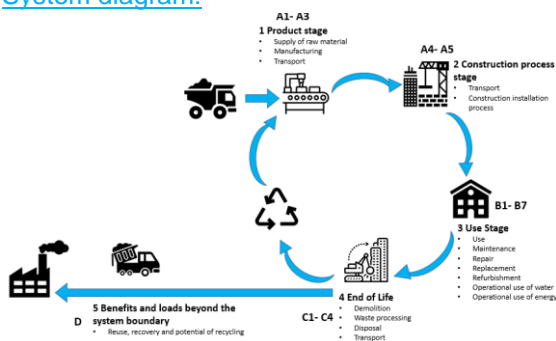
Plant production data for the complete year 2019. The reference product groups considered in this EPD are produced in 3 Knauf Insulation sites.

The data which is used to carry out the LCA calculations contains >90 % specific data and less 10 % generic data.

Database(s) and LCA software used:

The LCA model, the data aggregation and environmental impacts are calculated with the software GaBi 10.5 and its Service Pack 40 databases. The impact models used are those indicated in EN 15804:2012+A2:2019.

System diagram:



Description of system boundaries:

The system boundary of the EPD follows the modularity approach defined by the EN 15804:2012+A2:2019.

The type of EPD is cradle-to-grave.

List and explanation of the modules declared in the EPD.

The product stage (A1-A3) includes:

- A1 - raw material extraction and processing, processing of secondary material input (e.g. recycling processes),
- A2 - transport to the manufacturer and
- A3 - manufacturing.

This includes provision of all materials, products and energy, packaging processing and its transport, as well as waste processing up to the end-of-waste state or disposal of final residues during the product stage.

The LCA results are given in an aggregated form for the product stage, meaning that the modules A1, A2 and A3 are considered as a unique module A1-A3.

Product Parameters	Value
Declared density	19.1 kg/m ³ (+/-10%)
Glass mineral wool weight (without facing/ coating weight)	1.91 kg
Surface	1m ²
Thickness	100 mm
Volume	0.1 m ³
Packaging Plastic sheet	0.06 kg
Packaging Wooden pallet	0.13 kg

The construction process stage includes:

- A4 - transport to the construction site and
- A5 - installation into the building.

The transport to the building site (A4) and installation (A5) included in this LCA use the following parameters:

Parameter	Value
Average transport distance	600 km
Type of fuel and vehicle consumption or type of vehicle used for transport.	Truck Euro 6 (28 – 32 t / 22 t payload). 140 L for 100 km.
Truck capacity utilization (including 30% of empty returns)	17 % of the weight capacity
Loss of materials in construction site	2%
Packaging Wooden pallet	40% recycled, 60% incinerated
Packaging Plastic sheet	40% recycled, 60% incinerated

The treatment of the packaging waste after the installation of the product (A5) has been considered.

The Use stage (B1-B7) includes:

- B1: Use
- B2: Maintenance
- B3: Repair
- B4: Replacement
- B5: Refurbishment
- B6: Operational Energy Use
- B7: Operational Water Use

Once installation is complete, no actions or technical operations are required during the use stages until the end of life. Therefore, the mineral wool has no impact (excluding potential energy savings) on this stage.

The end-of-life stage includes:

- C1 - de-construction, demolition,
- C2 - transport to waste processing,
- C3 - waste processing for reuse, recovery and/or recycling and
- C4 - disposal.

This includes provision of all transports, materials, products and related energy and water use. The common manual dismantling impact of insulation is considered as very small and can be neglected in C1.

Although Glass Mineral Wool products from Knauf Insulation are partly recycled at their end-of-life, an established collection system does not yet exist. Therefore, the assumption chosen in this study, 100% landfill (C4) after the use phase, is the most conservative approach.

Parameter	Value
Disposal type (mineral wool)	100% landfill
Average transport distance waste (C2)	50 km
Type of fuel and vehicle consumption or type of vehicle used for transport.	Truck-trailer, Euro 3, 34 - 40t gross weight / 27t payload capacity/ 40 L for 100 km. (if 100 % utilization).
Truck capacity utilization	50 % of the weight capacity

Module D includes reuse, recovery and/or recycling potentials. According to EN 15804:2012+A2:2019 any declared benefits and loads from net flows leaving the product system not allocated as co-products and having passed the end-of waste state shall be included in module D. Benefits considered in module D originate from packaging recycling or incineration.

Recycled material

The mineral wool waste that is originating from the manufacturing process in the cutting lines is recycled internally and reinjected into the mineral wool production mattress. For year 2019, cullet external waste is also considered into this specific LCA for each plant considered.

External recycled content average for the considered plants for this products group was calculated at 72 % in 2019 according to the cullet market availability.

Additional information:

All raw materials for the manufacturing of the declared product, the required energy, water consumption and the resulting emissions are considered into the LCA. Consecutively, the recipe components with a share even less than 1% are included. All neglected processes contribute less than 5% to the total mass or less than 5% to the total energy consumption.

For information, the impact of the Mineral Wool plant construction or machines is not considered in the life cycle assessment. Allocation criteria with by-products (mineral wool for ceiling tiles) are based on cost.

Knauf Insulation adopts a “worst case” approach into its EPDs.

Conversion factor for this EPD is 0.52 for 1 kg. In principal, an insulation product should always be characterized by its thickness and an R value, only taking into account the product's weight could lead to wrong interpretation.

More information:

www.knaufinsulation.com

Name and contact information of LCA practitioner:

Yaprak Nayir
 Knauf Insulation Sprl
 Rue de Maestricht 95
 4600 Visé
 Belgium
 Contact : sustainability@knaufinsulation.com

Content Declaration

The product does not contain substances on the "Candidate List of Substances of Very High Concern for Authorisation" under the REACH regulation (if above 0.1% of the mass).

Product components	Weight %	Pre-consumer material, weight - %	Post- consumer %	Renewable material, weight- %
Mineral Materials	20 – 60	0	0	0
Secondary Recycled Material	40 - 80	50	50	0
Bio - based binder	2 - 15	0	0	80
Additives	< 1	0	0	0
Packaging Materials	Weight, kg/ DU or FU	Weight -% (versus the product)		
Wooden Pallet	0.13	6.92%		
Polyethylene film	0.06	3.11%		
TOTAL	0.19	10.03%		

Declared Modules

Life cycle stages as defined in the European standard EN 15978 :2011 and the description of the system boundaries for the reference product LCA (X = included in the LCA, MND = module is not declared)

Product stage			Construction process stage		Use stage								End of life stage				Resource recovery stage
Raw materials	Transport	Manufacturing	Transport	Construction Installation	Use	Maintenance	Repair	Replacement	Refurbishment	Operational energy use	Operational water use	De-construction demolition	Transport	Waste processing	Disposal	Reuse- Recovery- Recycling - potential	
A1	A2	A3	A4	A5	B1	B2	B3	B4	B5	B6	B7	C1	C2	C3	C4	D	
X	X	X	X	X	X	X	X	X	X	X	X	X	X	X	X	X	

Environmental performance

Potential environmental impacts: 1m² of Mineral Plus, Mineral Wool Products λ 0.035 W/mK with a thickness of 100mm and the R value of 2.8m²K/W.

ENVIRONMENTAL IMPACTS										
Parameter	Unit	A1-3***	A4	A5	B1-B7	C1	C2	C3	C4	D**
GWP-fossil	kg CO ₂ eq.	2.60E+00	3.09E-01	1.63E-01	0.00E+00	0.00E+00	7.48E-03	0.00E+00	3.13E-02	-1.48E-01
GWP-biogenic	kg CO ₂ eq.	-4.13E-01	-3.66E-04	1.42E-01	0.00E+00	0.00E+00	-8.87E-06	0.00E+00	3.06E-01	9.82E-02
GWP-luluc	kg CO ₂ eq.	1.37E-02	2.51E-03	3.47E-04	0.00E+00	0.00E+00	6.09E-05	0.00E+00	1.34E-04	-1.08E-04
GWP-total	kg CO ₂ eq.	2.20E+00	3.11E-01	3.05E-01	0.00E+00	0.00E+00	7.53E-03	0.00E+00	3.38E-01	-4.97E-02
ODP	kg CFC 11 eq.	6.16E-14	6.07E-17	1.79E-15	0.00E+00	0.00E+00	1.47E-18	0.00E+00	1.76E-14	-8.24E-14
AP	mol H ⁺ eq.	1.49E-02	3.30E-04	3.59E-04	0.00E+00	0.00E+00	7.50E-06	0.00E+00	2.28E-04	-2.13E-04
EP-freshwater	kg PO ₄ ³⁻ eq.	8.53E-05	2.80E-06	2.14E-06	0.00E+00	0.00E+00	6.77E-08	0.00E+00	2.01E-06	-1.46E-06
EP-freshwater [1]	kg P eq.	2.78E-05	9.14E-07	6.97E-07	0.00E+00	0.00E+00	2.21E-08	0.00E+00	6.56E-07	-4.77E-07
EP-marine	kg N eq.	2.73E-03	1.06E-04	7.27E-05	0.00E+00	0.00E+00	2.30E-06	0.00E+00	6.29E-05	-6.18E-05
EP-terrestrial	mol N eq.	5.36E-02	1.26E-03	1.32E-03	0.00E+00	0.00E+00	2.76E-05	0.00E+00	6.71E-04	-6.61E-04
POCP	kg NMVOC eq.	5.86E-03	3.28E-04	1.67E-04	0.00E+00	0.00E+00	7.26E-06	0.00E+00	1.84E-04	-1.81E-04
ADP-minerals&metals*	kg Sb eq.	1.01E-06	2.73E-08	2.35E-08	0.00E+00	0.00E+00	6.60E-10	0.00E+00	3.24E-09	-2.57E-08
ADP-fossil*	MJ	4.26E+01	4.10E+00	1.16E+00	0.00E+00	0.00E+00	9.92E-02	0.00E+00	4.12E-01	-3.28E+00
WDP	m ³	1.48E-01	2.85E-03	2.88E-02	0.00E+00	0.00E+00	6.91E-05	0.00E+00	2.36E-03	-6.98E-03
Acronyms	<p>GWP-fossil = Global Warming Potential fossil fuels; GWP-biogenic = Global Warming Potential biogenic; GWP-luluc = Global Warming Potential land use and land use change; ODP = Depletion potential of the stratospheric ozone layer; AP = Acidification potential, Accumulated Exceedance; EP-freshwater = Eutrophication potential, fraction of nutrients reaching freshwater end compartment; EP-marine = Eutrophication potential, fraction of nutrients reaching marine end compartment; EP-terrestrial = Eutrophication potential, Accumulated Exceedance; POCP = Formation potential of tropospheric ozone; ADP-minerals&metals = Abiotic depletion potential for non-fossil resources; ADP-fossil = Abiotic depletion for fossil resources potential; WDP = Water (user) deprivation potential, deprivation-weighted water consumption</p>									

** : [Life Cycle D stage covers benefits and loads beyond the system boundary stage (reuse, recovery and recycling potential) therefore, when summing up results, this stage should be considered separately].

* Disclaimer: The results of this environmental impact indicator shall be used with care as the uncertainties of these results are high or as there is limited experience with the indicator.

[1] EN 15804:2012+A2:2019 specifies that the unit for the indicator for Eutrophication aquatic freshwater shall be kg PO₄ eq, although the reference given ("EUTREND model, Struijs et al., 2009b, as implemented in ReCiPe") uses the unit kg P eq, until this has been corrected, results shall be given in both kg PO₄ eq and kg P eq. in the EPD.

***: The indicators results are calculated with a reference product based on annual production volume (following the dedicated market share). The indicators results span between the reference product and the 100% sourced product from each dedicated plant may vary more than 10% (concerning A1- A3).

Potential environmental impact – additional mandatory and voluntary indicators

Indicator	Unit	Tot.A1-A3	A4	A5	B1-B7	C1	C2	C3	C4	D
GWP-GHG [2]	kg CO ₂ eq.	2.59E+00	3.06E-01	1.62E-01	0.00E+00	0.00E+00	7.41E-03	0.00E+00	3.08E-02	-1.46E-01

[2] The indicator includes all greenhouse gases included in GWP-total but excludes biogenic carbon dioxide uptake and emissions and biogenic carbon stored in the product. This indicator is thus equal to the GWP indicator originally defined in EN 15804:2012+A1:2013.

Additional environmental impact indicators like PM [Disease incidences], IR [kBq U235 eq.], ETF-fw [CTUe], HTP-c [CTUh], HTP-nc [CTUh] and SQP [Pt] are not declared (ND) but were calculated and can be provided on request.

Use of resources: 1m² of Mineral Plus, Mineral Wool Products λ 0.035 W/mK with a thickness of 100 mm and the R value of 2.8m²K/W.

RESOURCES USE										
Parameter	Unit	A1-3***	A4	A5	B1-B7	C1	C2	C3	C4	D*
PERE [MJ]	MJ	7.89E+00	2.36E-01	2.65E-01	0.00E+00	0.00E+00	5.71E-03	0.00E+00	4.81E-02	-9.77E-01
PERM [MJ]	MJ	5.35E+00	0.00E+00	6.72E-02	0.00E+00	0.00E+00	0.00E+00	0.00E+00	0.00E+00	0.00E+00
PERT [MJ]	MJ	1.32E+01	2.36E-01	3.32E-01	0.00E+00	0.00E+00	5.71E-03	0.00E+00	4.81E-02	-9.77E-01
PENRE [MJ]	MJ	4.01E+01	4.11E+00	1.16E+00	0.00E+00	0.00E+00	9.96E-02	0.00E+00	4.13E-01	-3.28E+00
PENRM [MJ]	MJ.	2.55E+00	0.00E+00	0.00E+00	0.00E+00	0.00E+00	0.00E+00	0.00E+00	0.00E+00	0.00E+00
PENRT [MJ]	MJ	4.27E+01	4.11E+00	1.16E+00	0.00E+00	0.00E+00	9.96E-02	0.00E+00	4.13E-01	-3.28E+00
SM	kg	1.35E+00	0.00E+00	2.76E-02	0.00E+00	0.00E+00	0.00E+00	0.00E+00	0.00E+00	0.00E+00
RSF	MJ	1.02E-22	0.00E+00	2.08E-24	0.00E+00	0.00E+00	0.00E+00	0.00E+00	0.00E+00	0.00E+00
NRSF	MJ	1.20E-21	0.00E+00	2.44E-23	0.00E+00	0.00E+00	0.00E+00	0.00E+00	0.00E+00	0.00E+00
FW	m ³	1.05E-02	2.70E-04	8.49E-04	0.00E+00	0.00E+00	6.54E-06	0.00E+00	7.85E-05	-5.54E-04
Acronyms	PERE = Use of renewable primary energy excluding renewable primary energy resources used as raw materials; PERM = Use of renewable primary energy resources used as raw materials; PERT = Total use of renewable primary energy resources; PENRE = Use of non-renewable primary energy excluding non-renewable primary energy resources used as raw materials; PENRM = Use of non-renewable primary energy resources used as raw materials; PENRT = Total use of non-renewable primary energy re-sources; SM = Use of secondary material; RSF = Use of renewable secondary fuels; NRSF = Use of non-renewable secondary fuels; FW = Use of net fresh water									

*: [Life Cycle D stage covers benefits and loads beyond the system boundary stage (reuse, recovery and recycling potential) therefore, when summing up results, this stage should be considered separately].

***: The indicators results are calculated with a reference product based on annual production volume (following the dedicated market share). The indicators results span between the reference product and the 100% sourced product from each dedicated plant may vary more than 10% (concerning A1- A3).

Waste production and output flows: 1m² of Mineral Plus, Mineral Wool Products λ 0.035 W/mK with a thickness of 100 mm and R value of 2.8m²K/W.

OUTPUT FLOWS AND WASTE CATEGORIES										
Parameter	Unit	A1-3***	A4	A5	B1-B7	C1	C2	C3	C4	D*
Hazardous waste disposed	kg	3.22E-08	2.17E-10	8.39E-10	0.00E+00	0.00E+00	5.25E-12	0.00E+00	6.53E-09	-8.35E-10
Non-hazardous waste disposed	kg	1.05E-01	6.45E-04	5.36E-02	0.00E+00	0.00E+00	1.56E-05	0.00E+00	1.91E+00	-1.16E-03
Radioactive waste disposed	kg	2.30E-03	7.46E-06	6.39E-05	0.00E+00	0.00E+00	1.81E-07	0.00E+00	5.63E-06	-1.34E-04
Components for re-use	kg	0.00E+00	0.00E+00	0.00E+00	0.00E+00	0.00E+00	0.00E+00	0.00E+00	0.00E+00	0.00E+00
Material for recycling	kg	0.00E+00	0.00E+00	0.00E+00	0.00E+00	0.00E+00	0.00E+00	0.00E+00	0.00E+00	0.00E+00
Materials for energy recovery	kg	0.00E+00	0.00E+00	0.00E+00	0.00E+00	0.00E+00	0.00E+00	0.00E+00	0.00E+00	0.00E+00
Exported energy, electricity	MJ	0.00E+00	0.00E+00	0.00E+00	0.00E+00	0.00E+00	0.00E+00	0.00E+00	0.00E+00	0.00E+00
Exported energy, thermal	MJ	0.00E+00	0.00E+00	0.00E+00	0.00E+00	0.00E+00	0.00E+00	0.00E+00	0.00E+00	0.00E+00

*: [Life Cycle D stage covers benefits and loads beyond the system boundary stage (reuse, recovery and recycling potential) therefore, when summing up results, this stage should be considered separately].

***: The indicators results are calculated with a reference product based on annual production volume (following the dedicated market share). The indicators results span between the reference product and the 100% sourced product from each dedicated plant may vary more than 10% (concerning A1- A3).

[Information on biogenic carbon content](#)

Results per functional or declared unit		
BIOGENIC CARBON CONTENT	Unit	QUANTITY
Biogenic carbon content in product	kg C	2.55E-05
Biogenic carbon content in packaging	kg C	6.61E-02

Note: 1 kg biogenic carbon is equivalent to 44/12 kg CO₂.

LCA interpretation

ENVIRONMENTAL IMPACTS

All impact categories except the ADPE and the ODP are dominated by the production. This is mainly due to the consumption of energy (electricity and natural gas) during the production of mineral wool.

The Global Warming Potential (GWP) is clearly dominated by the production, mostly due to energy consumption (electricity and natural gas).

The Ozone layer Depletion Potential (ODP) seems highly influenced by the manufacturing production steps of mineral wool.

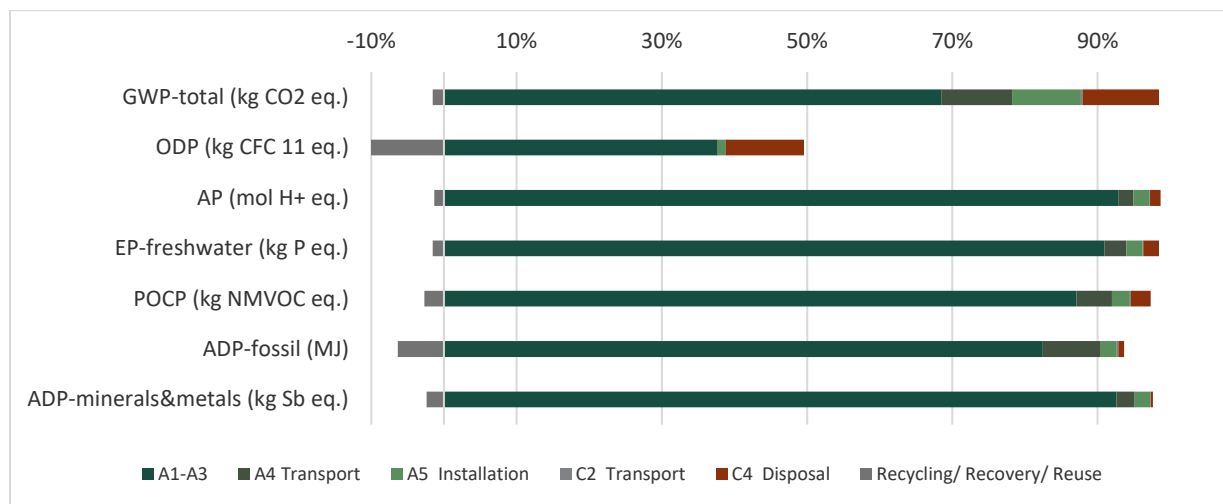
The Acidification Potential (AP) is also dominated by the production due to the process's emissions and the electricity consumption. Most of impact is by emissions of sulphur dioxide, ammonia and nitrogen oxides.

The Eutrophication Potential (EP) is significantly influenced by production due to emissions from curing oven, furnace and other unit processes. The glucose for the binder production also has an impact because of crops fertilizers use.

The Photochemical Ozone Creation Potential (POCP) is dominated by the production due to emissions in the curing oven and in other unit processes but also energy consumption.

The Abiotic Depletion Potential Element (ADPe) is dominated by the raw materials production.

The Abiotic Depletion Potential Fossil (ADPf) is dominated by natural gas use and the electricity consumption for the production. The packaging and the binder have also a non-negligible impact. The installation stage has a “positive” contribution thanks to energy recovery from incineration of a percentage of plastic packaging and the avoidance production of new plastic production thanks to a percentage of recycling plastic packaging.



RESOURCES USE

Total Use of Non-Renewable Primary Energy Resources (PENRT) is dominated by the production of mineral wool products (especially due to the energy consumption) and with the little influence of raw materials, binder and packaging.

Total Use of Renewable Primary Energy Resources (PERT) is dominated by the binder (bio-based), the production, (electricity mix) and the packaging (wooden pallets).

For the Use of Secondary Material (SM), there is a lot of external cullet used into the batch process (recycled materials from windows and bottles) up to 80% depending on plants.

International EPD® System

General Programme Instructions of the International EPD® System. Version 3.01.

Product category rules (PCR): PCR 2019:14 v1.1. Construction products (EN 15804:A2) Version 1.0
c-PCR005 Thermal insulation products (EN 16783: 2017)

GaBi 10.5

GaBi 10.5: Software and database for life cycle engineering. LBP, University of Stuttgart and PE INTERNATIONAL AG, 2019.

DoP M4222LPCPR, M4335LPCPR, M4220LPCPR

Declaration of Performance

EN 12086

EN 12086: 2013 Thermal insulating products for building applications –determination of water vapour transmission properties.

EN 15978: 2011

EN 15978: 2011 Sustainability of construction works - Assessment of environmental performance of buildings - Calculation method.

ISO 21930:2017

Sustainability in buildings and civil engineering works — Core rules for environmental product declarations of construction products and services

ISO 14025

DIN EN ISO 14025:2011-10: Environmental labels and declarations — Type III environmental declarations — Principles and procedures

EN 15804

EN 15804:2012-04+A2 2013: Sustainability of construction works — Environmental Product Declarations — Core rules for the product category of construction products

EN 1602:

EN1602: 2013 Thermal insulation products for building applications – Determination of the apparent density

EN 12667

EN 12667: 2001 Thermal performance of building materials and products - Determination of thermal resistance by means of guarded hot plate and heat flow meter methods - Products of high and medium thermal resistance

EN 13162

EN 13162:2012 Thermal insulation products for buildings - Factory made mineral wool (MW) products - Specification

EN 13501-1

EN 13501-1: 2009 Fire classification of construction products and building elements - Part 1: Classification using test data from reaction to fire tests.

DIN 4102 / T17

DIN 4102 / T17: 1990 Fire behaviour of building materials and elements; determination of melting point of mineral fibre insulating materials; concepts, requirements and testing.





EN 12086

EN 12086: 2013 Thermal insulating products for building applications –determination of water vapour transmission properties.

ISO 8301:1991

Thermal insulation — Determination of steady-state thermal resistance and related properties — Heat flow meter apparatus.

Contact information:

EPD owner:	 <p>Knauf Insulation Rue de Maestricht 95 4600 Visé Belgium www.knaufinsulation.com Contact : sustainability@knaufinsulation.com</p>
LCA support:	 <p>Université de Liège – Laboratory of Chemical Engineering PEPs - Products, Environment and Processes Allée du 6 août 15, Bat B6 4000 Liège Belgium</p>  <p>Sphera Hauptstraße 111-113 70771 Leinfelden-Echterdingen Germany</p>
Programme operator:	 <p>EPD International AB info@environdec.com</p>