

# KNAUF

## HERADESIGN® Creative Line





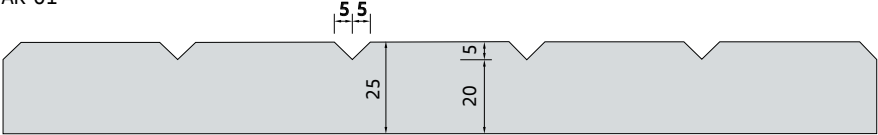





























© Stefan Meyer


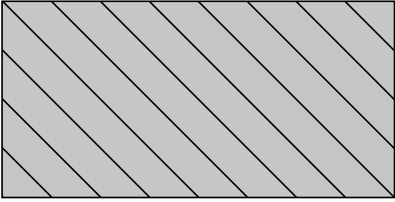

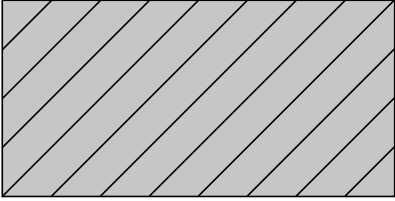



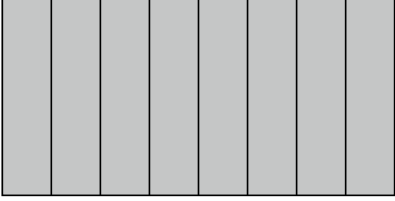



HERADESIGN® Creative line is a single layer magnesite bonded wood wool acoustic ceiling and wall panel.

- Surface design with milled V-groove pattern
- Flexible and innovative design solution with up to twelve patterns to choose from
- Available in HERADESIGN® Fine and Superfine
- Excellent sound absorption performance

## Build on us.

Characteristics	Detailed information	
Surface		<div style="display: flex; justify-content: space-around;"> <div style="text-align: center;"> <p>HERADESIGN® Fine, Fine A2</p>  </div> <div style="text-align: center;"> <p>HERADESIGN® Superfine, Superfine A2</p>  </div> </div>
Edge details		<p>Edge configuration AK-01</p> 
Thickness		25mm
Dimensions		1200 x 600mm
System		<p>Screw-fix on wooden battens - System B2.1</p> <p>Screw-fix on CD channels - System B2.2</p>
Weight		12.6 - 19.0 kg/m <sup>2</sup>
Reaction to fire		Euroclass <b>B-s1,d0</b> and <b>A2-s1,d0</b> according EN 13501-1
Sound absorption		<p>HERADESIGN® Fine: <math>\alpha_w</math> bis 0.90 / NRC bis 0.90</p> <p>HERADESIGN® Superfine: <math>\alpha_w</math> bis 1.00 / NRC bis 1.00</p> <p>HERADESIGN® Fine A2: <math>\alpha_w</math> bis 0.75 / NRC bis 0.80</p> <p>HERADESIGN® Superfine A2: <math>\alpha_w</math> bis 0.95 / NRC bis 1.00</p>
Thermal conductivity		<p>HERADESIGN® Fine, Superfine: <math>\lambda = 0.09</math> W/mK according EN 12667</p> <p>HERADESIGN® Fine A2, Superfine A2: <math>\lambda = 0.10</math> W/mK according EN 12667</p>
Humidity resistance		bis 90% RH
Areas of application	A decorative and acoustically effective suspended ceiling and wall panel for use in interior spaces as well as roofed outdoor areas that are not directly exposed to environmental influences such as rain or pollutants.	
Installation	The installation of HERADESIGN® acoustic panels should take place during the last phase of the job, and in temperature and humidity controlled conditions. All building activities which create dust must be completed before the start of installation. Store the panels flat and protect against moisture and dirt. The packaging does not protect the products against rain. HERADESIGN® products should be installed in strict accordance with Knauf Ceiling Solutions installation and storage guidelines.	
Special information	<ul style="list-style-type: none"> <li>• Manufacturing tolerances in nominal dimensions: L4, W2, T2: ± 1mm, for lengths &gt; 1250mm L4: ± 2mm</li> <li>• Maximum changes in dimension in standard climate 23°C/50% relative humidity: ± 1‰</li> </ul>	
Cleanability		
Colours		<p><b>Standard colours</b></p> <div style="display: flex; align-items: center;"> <div style="margin-right: 10px;">  White*         </div> <div style="margin-right: 10px;">  Nature**         </div> <div style="margin-right: 10px;">  Black***         </div> <div style="margin-right: 10px;">  Granite         </div> <div style="margin-right: 10px;">  Steel         </div> <div style="margin-right: 10px;">  Green Marble         </div> <div style="margin-right: 10px;">  Copper         </div> <div style="margin-right: 10px;">  Oak         </div> <div style="margin-right: 10px;">  Brass         </div> <div style="margin-right: 10px;">  Sandstone         </div> <div style="margin-right: 10px;">  Concrete         </div> </div> <p><b>Vario Design Colours</b></p> <p>*similar to RAL 9010  **similar to RAL 1015  ***similar to RAL 9005</p> <ul style="list-style-type: none"> <li>• Other colours from popular RAL and NCS colour systems are available.</li> <li>• Deviations in colour and visual appearance may occur due to the rough fibre and panel surface.</li> </ul>
Sustainability	     	

**PRODUCT RANGE**

<b>Line DL 16</b> 	<b>Line DL 8</b> 
<b>Line DR 16</b> 	<b>Line DR 8</b> 
<b>Line DLR 16</b> 	<b>Line DLR 8</b> 
<b>Line V 16</b> 	<b>Line V 8</b> 
<b>Line H 16</b> 	<b>Line H 8</b> 
<b>Line VH 16</b> 	<b>Line VH 8</b> 