

Knauf Premium Premix

Product Data Sheet (01/2025)









Knauf Premium Premix is a lightweight, air-drying putty designed for finishing gypsum board joints, angles, and fastener heads.

With this product, get a smooth and professional finish quickly and efficiently.

PHYSICAL PROPERTIES	
Color	: White
Drying Time	: 12-24 hrs depending on conditions
VOC	: <25g/L (ISO 11890-2)
Packaging	: Net 5.4/ 28kg re-sealable pail
Skimming Coverage	: 33 m ² based on 1 mm thickness
Shelf Life	: 9 months

KEY FEATURES













-  Easy to mix
-  Minimal shrinkage
-  Fast and consistent drying time
-  Crack-resistant
-  Easy to sand, Smooth finish
-  High-adhesion

Notes:

- Indicated shelf life applies only if the products are stored in accordance with Knauf's storage instructions.
- Specified setting and drying times are based on a controlled environment. Please expect variations on setting and drying time based on on-site environment and/or climate conditions.

RECOMMENDED APPLICATION

- Premium Premix can be used alone as a three-coat application (1st, 2nd, and final coat).
- Premium Premix also be used as the final coat over your choice of other Knauf compounds.

Knauf Level 4 Premium Premix Finish System over Plasterboard	Standard All Purpose Joint Finish	Professional Joint Finish
Joint reinforcement tape		
1 ST COAT		
2 ND COAT		
3 RD FINISHING COAT		
 SAND +  PAINT	If required, sand joints (150-220 grit size sand paper) prior to priming and painting	
 SKIM COATING +  PAINT	Level 5 Finish Skimcoat entire surface plus prime and paint. Required for areas with critical/severe light, dark tone paints or paint sheen levels other than flat.	

Level 1	For areas not open to public view; minimal finish.
Level 2	For areas that require a basic finish; suitable for concealed surfaces.
Level 3	For surfaces that will be painted; provides a smooth finish.
Level 4	For areas visible to the public, such as corridors, living rooms, and meeting rooms
Level 5	For high-gloss or semi-gloss finishes; provides the highest level of finish for critical lighting conditions.

KNAUF FINISHING SYSTEM

This system ensures you maximize the key features of the product and achieve the best results that boost the structural integrity of your project.

JOINTING PROCEDURE

Step 1: Embed Paper Tape

- Cover joint with a thin layer of compound.
- Embed paper tape. Leave at least 1mm of compound under feathered edge.
- Let dry and sand lightly.

Step 2: Apply the Second Coat

- Use 200mm width for the 2nd coat. Feather 50mm approximately beyond the 1st coat.
- Let dry and sand lightly.

Step 3: Apply the Third Coat

- Use 275mm width for the 3rd coat. Feather 75mm approximately beyond the 2nd coat.
- Finish fastener heads, corner beads, and inside corners with at least three coats, feathered onto panel faces for a smooth finish.

Step 4: Drying and Sanding

- Allow each coat to dry completely (up to 24 hours depending on conditions) before sanding or re-coating.
- Sand carefully using 150 to 220 grit sandpaper.



USAGE TIPS

- Use clean materials: Tools, containers, cold water.
- Prepare the surface: Ensure it's clean and dust-free.
- Add water as needed: If mixing becomes difficult, add water to the pail gradually to achieve a workable consistency.
- Use with Knauf Paper Tape for best results.
- Layer it well: Apply enough compound under the tape for strong adhesion.
- Allow each coat to set: Let each coat dry completely before applying the next.

PERFORMANCE

Knauf Premium Premix has undergone rigorous testing to ensure it meets high standards for performance and durability. Here's a summary of the test results along with the benefits of each aspect

Test	Results	ASTM C475/C475M Requirement	Benefits
Average Shrinkage	Passed	Not more than 35% by volume	Reduces the risk of gaps and uneven surfaces for a consistently smooth finish that minimizes the need for rework.
Check Cracking	Passed	No cracks in the thinner half of the wedge and no deep fissure cracks	
Putrefaction	Passed	No putrefaction in less than 4 days	Maintains the integrity of the joint compound, as it is protected from decay or spoilage over time.
Bond	Passed	Shall not be less than 90%	Provides strong adhesion, helping to keep the joint secure and stable.
Edge Cracking	Passed	Shall not be more than 10%	Lowers the likelihood of visible imperfections at the edges for a professional and polished finish.

*Knauf Premium Premix is manufactured in accordance with ASTM C475/C475M: 2017 Standard Specification for Joint Compound and Joint Tape for Finishing Gypsum Board

HANDLING AND APPLICATION

- Do not use at interior temperatures below 10°C.
- For cold or wet weather, allow more than 24 hours for thorough drying.
- Avoid vigorous mixing, if diluting, to prevent air bubbles that can cause surface imperfections.
- Don't mix with other materials. It can impair the performance (e.g. reduced strength and poor adhesion) and void the product warranty.

- Only apply over completely dried joints to avoid pinholes.
- Consume an opened bucket within 48 hours to maintain product quality.

STORAGE GUIDELINES

Proper storage is essential to maintain the quality and longevity of this product and not shorten its lifespan.

- Keep the product covered and in a dry environment.
- Ensure the product is shielded from extreme heat or cold.



Keep pail out of reach of children. Children can fall into the pail and drown.

Lifting Instructions*

*Users advised to conduct a manual handling risk assessment to meet handling requirements. This bag contains 20kg of product. Manual handling of this bag without proper training may result in personal injury. Wherever possible you should use mechanical aids.

RISK

- May cause skin irritation.
- May cause eye irritation.
- May cause respiratory irritation.

SAFETY

- Dust from this product may contain Crystalline Silica. Prolonged inhalation may be harmful to health.
- Ensure adequate ventilation, wear eye protection and an approved disposable respirator.

- If dust or paste causes irritation, use impervious PVC, Nitrile or Rubber gloves. Wash exposed skin after handling. If product gets into the eye, wash thoroughly with clean water.
- Do not ingest contents of package. If ingested, seek medical help.
- Keep contents out of reach of children.
- Use safe lifting techniques when handling bag.
- For further health and safety information, call +63 (2) 8911 6709 for a copy of Safety Data Sheet.

FIRST AID

- IF IN EYES: Rinse eyes with plenty of water for 15 minutes, or until advised by a doctor. Seek medical attention.
- IF INHALED: Move to a well-ventilated area with clean air. Seek medical attention if breathing problems occur.
- IF ON SKIN: Immediately remove contaminated clothing and wash affected areas with water and soap.
- IF INGESTED: Do not induce vomiting. Seek immediate medical attention.

Disposal

Please be conscious of the environment and dispose of empty packaging in a responsible manner.



Submittal Sheet

PROJECT INFORMATION	
Project Name	
Project Location	
Contractor Name	
Date of Submission	

REVIEW AND APPROVAL SECTION				
Reviewer Name and Signature				
Product Name	Approved	With Revisions	Rejected	For Further Deliberation
FOR INTERIOR				
<i>Gypsum Boards</i>				
StandardShield	<input type="checkbox"/>	<input type="checkbox"/>	<input type="checkbox"/>	<input type="checkbox"/>
MoistureShield	<input type="checkbox"/>	<input type="checkbox"/>	<input type="checkbox"/>	<input type="checkbox"/>
FireShield	<input type="checkbox"/>	<input type="checkbox"/>	<input type="checkbox"/>	<input type="checkbox"/>
DenseShield	<input type="checkbox"/>	<input type="checkbox"/>	<input type="checkbox"/>	<input type="checkbox"/>
MultiShield	<input type="checkbox"/>	<input type="checkbox"/>	<input type="checkbox"/>	<input type="checkbox"/>
EchoStop	<input type="checkbox"/>	<input type="checkbox"/>	<input type="checkbox"/>	<input type="checkbox"/>
<i>Compounds & Finishing</i>				
Premium Jointing	<input type="checkbox"/>	<input type="checkbox"/>	<input type="checkbox"/>	<input type="checkbox"/>
Premium Premix	<input type="checkbox"/>	<input type="checkbox"/>	<input type="checkbox"/>	<input type="checkbox"/>
Paper Tape	<input type="checkbox"/>	<input type="checkbox"/>	<input type="checkbox"/>	<input type="checkbox"/>
FOR EXTERIOR				
<i>Cement Board</i>				
Aquapanel	<input type="checkbox"/>	<input type="checkbox"/>	<input type="checkbox"/>	<input type="checkbox"/>
Notes				

