

AMF VENTATEC® Performance T24 GK

Exposed 24 mm grid system - System C

Key features

- The combination of stitching and ribbing delivers excellent stability and torsional strength
- The riveted stainless steel Click-connector audibly clicks in place and can be easily removed when required
- Joggled Cross Tees override the Main Runners; preventing twisting of the Cross Tees

Application areas

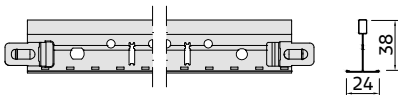
- Healthcare / Classrooms / Meeting rooms / Individual offices

Physical data

- Material: galvanised steel
- Surface finish: baked polyester paint
- Colour: AMF VENTATEC® White; Matt Black (LM) on request

AMF VENTATEC® Performance T24

Universal Main Runners (bulb-to-bulb connection)

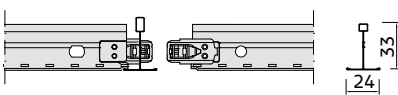
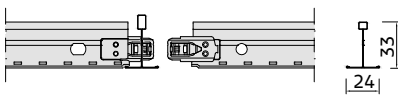


Item reference	Dimensions (mm)			Slot centres	Content/carton		Weight/carton kg	Cartons/pallet
	Length	Width	Height		pcs	lm		
VEN24TH375W	3750	24	38	156.25	20	75.00	24.00	36
VEN24TH360W	3600	24	38	150	20	72.00	23.00	36

Special Colours on request

AMF VENTATEC® Performance T24

Cross Tees (click - joggled GK)



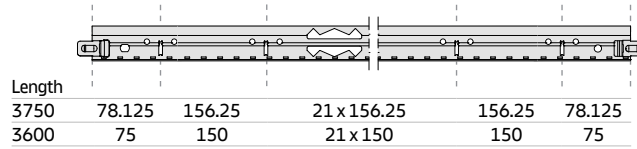
Item reference	Dimensions (mm)			Slot centres	Content/carton		Weight/carton kg	Cartons/pallet
	Length	Width	Height		pcs	lm		
Cross Tees - Slotted								
VEN24TM125GKW	1250	24	33	312.5	60	75.00	22.50	60
VEN24TM120GKW	1200	24	33	300	60	72.00	21.60	60
VEN24TM62,5GKW	625	24	33	312.5	60	37.50	11.30	100
VEN24TM60GKW	600	24	33	300	60	36.00	10.80	100
Cross Tees - Unslotted								
VEN24TM31,25GKW	312.5	24	33	-	120	37.50	11.30	100
VEN24TM30GKW	300	24	33	-	120	36.00	10.80	100

Special Colours on request

Section Drawings

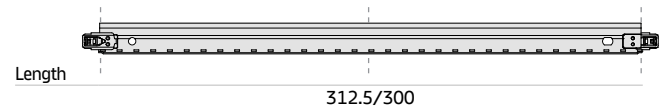
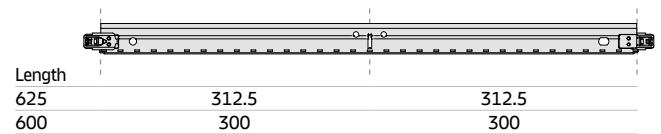
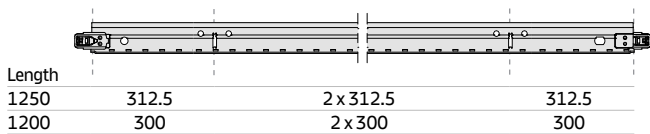
AMF VENTATEC® Performance T24

Universal Main Runners (bulb-to-bulb connection)

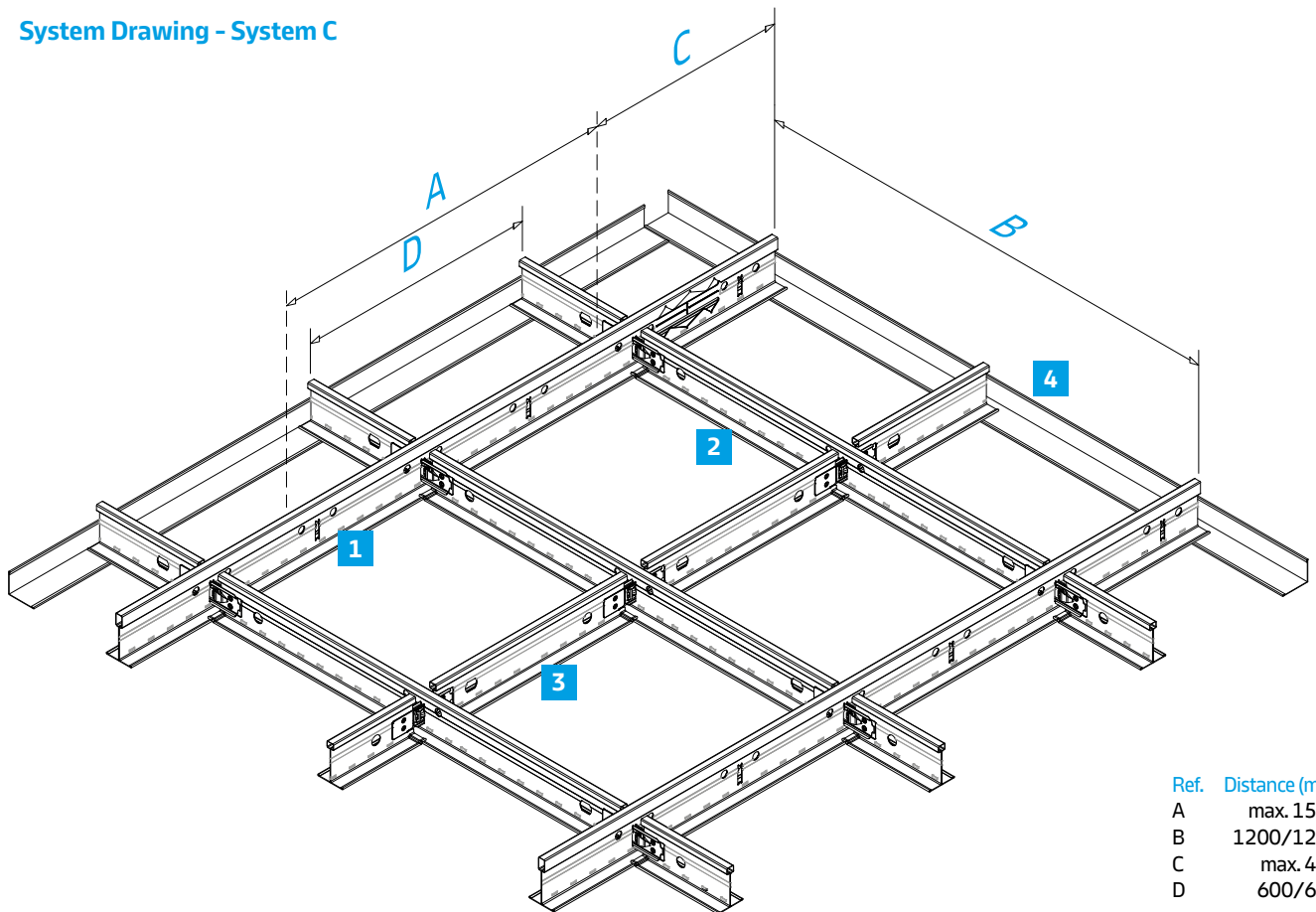


AMF VENTATEC® Performance T24

Cross Tees (click - joggled GK)



System Drawing - System C



Material required per m² (no waste included)



No.	Description	Item reference	Module 600 x 600	Module 625 x 625	Module 1200 x 600	Module 1250 x 625
1	Main Runner	VEN24TH360W VEN24TH375W	0.84 lm -	- 0.80 lm	0.84 lm -	- 0.80 lm
2	Long Cross Tee	VEN24TM120GKW VEN24TM125GKW	1.67 lm -	- 1.60 lm	1.67 lm -	- 1.60 lm
3	Short Cross Tee	VEN24TM60GKW VEN24TM62,5GKW	0.84 lm	0.84 lm	0.84 lm	
4	Perimeter trim	-	Dependent on room dimensions (approx. 0.6 lm/m ²)			
	Hanger	-	0.70 pcs	0.64 pcs	0.70 pcs	0.64 pcs
	Retaining Clip	-	5.56 pcs	5.56 pcs	5.56 pcs	5.56 pcs
	Tiles	-	2.78 pcs	2.56 pcs	1.39 pcs	1.28 pcs

Load Table











Maximum permissible weight (kg/m²)

Main Runner distances	1200 mm	1250 mm	600 mm	625 mm
Hanger distance A (mm)	Module 600x600, 1200x600	Module 625x625, 1250x625	Module 600x600, 1200x600	Module 625x625, 1250x625
800	10.1	8.6	25.0	25.0
1000	8.7	7.3	25.0	24.2
1200	7.3	6.4	17.5	16.6
1500	4.8	4.4	9.6	9.2

Note:
The load per m² must be evenly distributed (no extra point loads). After loading, the deflection will remain within the permitted deflection according to class 1 (L/500) of EN 13964, provided the grid is laid out as shown.

For other grid layouts, load capacities or hanger distances, please contact Knauf Ceiling Solutions.

Characteristics	Detailed information
Fire reaction 	Euroclass A1 as per EN 13501-1
Indoor air quality 	  A+ ISO 3
Cleanability	  
Sustainability	   25% EPD Full scope

All measurements in millimetres. All sizes are nominal.
Cross Tee alignment is achieved by locating the tees to the left-hand side of the adjoining section.

Products may vary from country to country. Please contact your local sales representative.
For further information and legal notice, please visit our website.